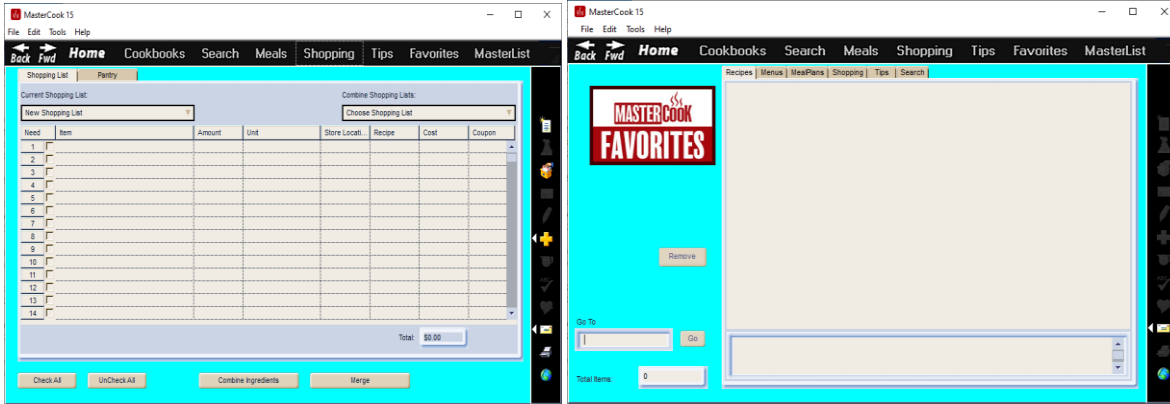


P_Background1

SUGGESTION: Main theme color

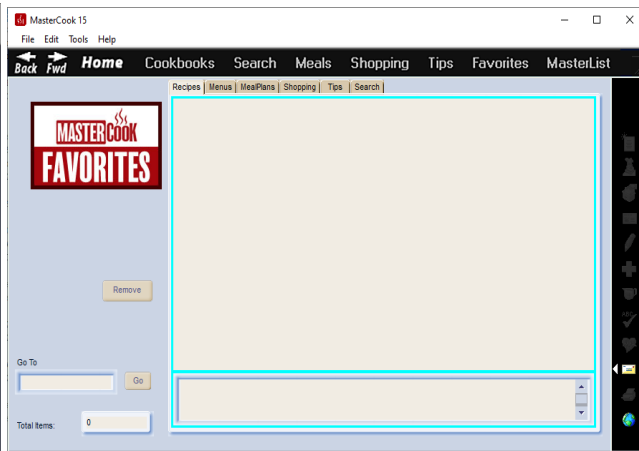
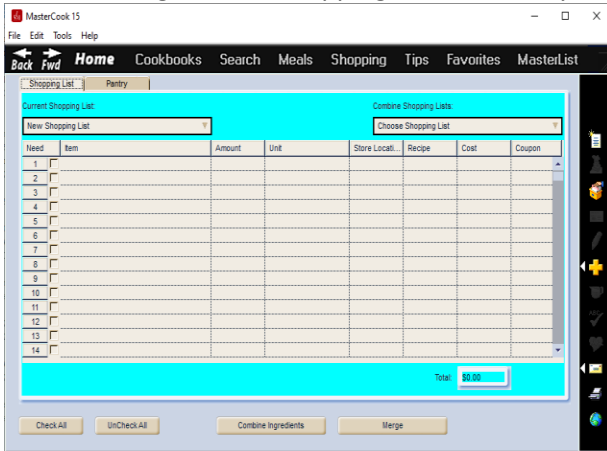
Main background color



P_Background2

SUGGESTION: Consider a complimentary color of the main background

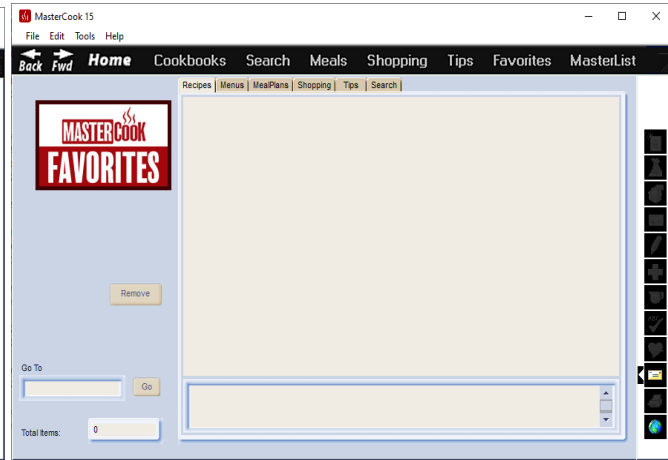
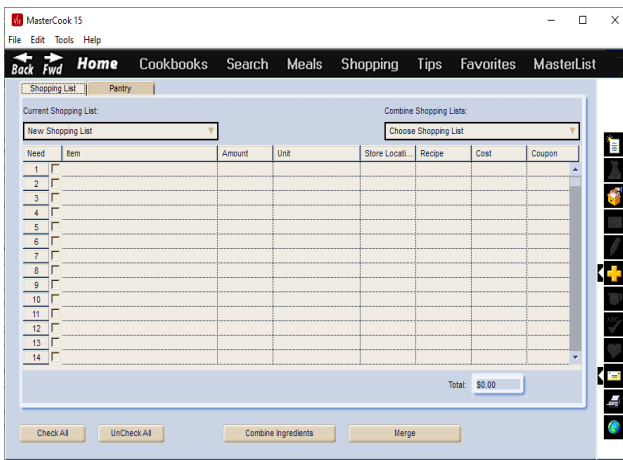
- Background in recipe edit screen in Categories, Time, and More Info tabs
- Background in Shopping List and Pantry tabs



P_ToolBarBackground

SUGGESTION: Black makes the icons look the best

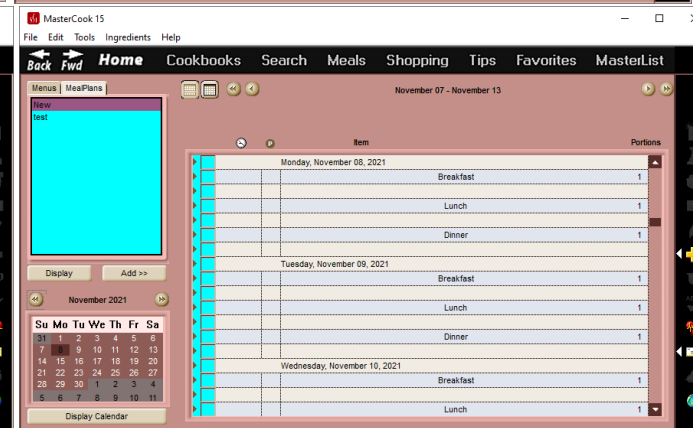
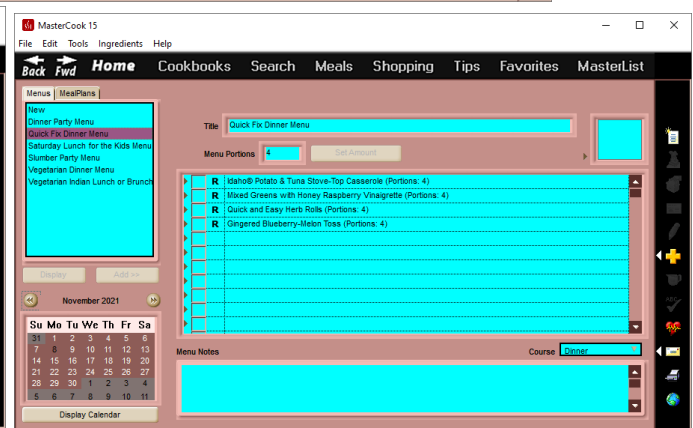
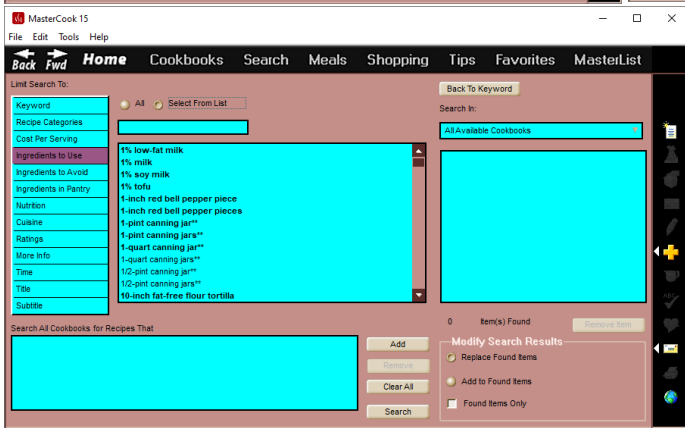
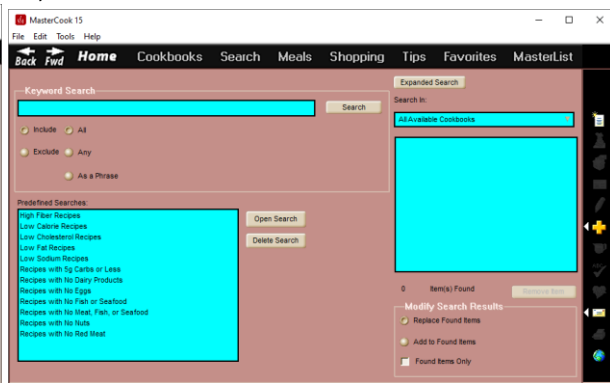
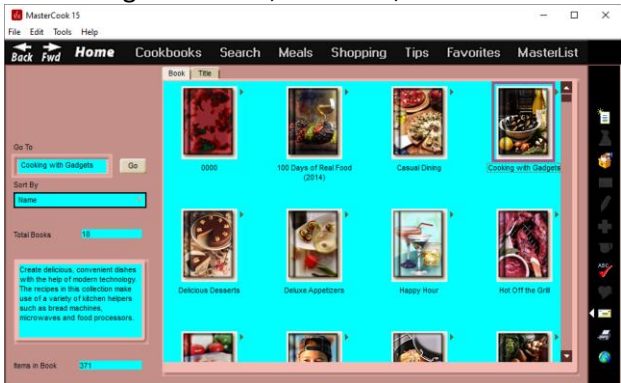
Toolbar along right side of screen; the color that fills behind the buttons



P_TextBackground1

SUGGESTION: Consider a much lighter shade of P_Background1

- In the Cookbooks screen it is the fill color of the text boxes along the left side of the screen, The fill color of the cookbook titles table (Book & Title views)
- In the Search screen it is the fill color of the text boxes
- In the Meals screen it is the fill color of text boxes
- In the Shopping screen it is the fill color of the drop-down lists and the table of ingredients & pantry list
- In the Tips screen it is the fill color of the text boxes on the left side
- In the Favorites screen it is the fill color of the text boxes
- In the MasterList it is the fill color of the left and right panes
- It is the fill color of many other screens, such as the Import Assistant, Export & Mail, Manage Collections, Ingredient List, Wine List, Customize Cookbook, etc.



MasterCook 15

File Edit Tools Help

Back Fwd Home Cookbooks Search Meals Shopping Tips Favorites MasterList

Shopping List: Penny

Current Shopping List: Combine Shopping Lists:

New Shopping List: Choose Shopping List:

Next	Item	Amount	Unit	Store Location	Recipe	Cost	Quantity
1							
2							
3							
4							
5							
6							
7							
8							
9							
10							
11							
12							
13							
14							

Total: \$0.00

Check All Uncheck All Combine Ingredients Merge

MasterCook 15

File Edit Tools Help

Back Fwd Home Cookbooks Search Meals Shopping Tips Favorites MasterList

A Consumer's Glossary Of Fruit Terms


Select a Category: All

Sort By: Alphabetical

Type To Find Item: A Consumer's Glossary Of Fr

A Consumer's Glossary Of Fr

- A Consumer's Glossary Of Fr
- A La Grecque
- A La Aux, Aux
- Ababa! Fruit
- Abasase
- Abalone
- Aberdeen Sausage
- Achard
- Acid (culinary Applications)
- Acidophilus Milk
- Acidulate
- Acidulated Water



Blossom end — The opposite end from the stem end. The stem end will have a scar or the remains of the stem. The blossom end is often more rounded.

Breakdown of tissue — Decomposition or breaking down of cells due to pressure (bruise) or age (internal breakdown).


Decay — Fruit decomposition due to bacteria or fungus infection.

MasterCook 15

File Edit Tools Help

Back Fwd Home Cookbooks Search Meals Shopping Tips Favorites MasterList

Recipes | Menu | MealPlans | Shopping | Tips | Search |



Remove

Go To: Go

Total Items:

MasterList

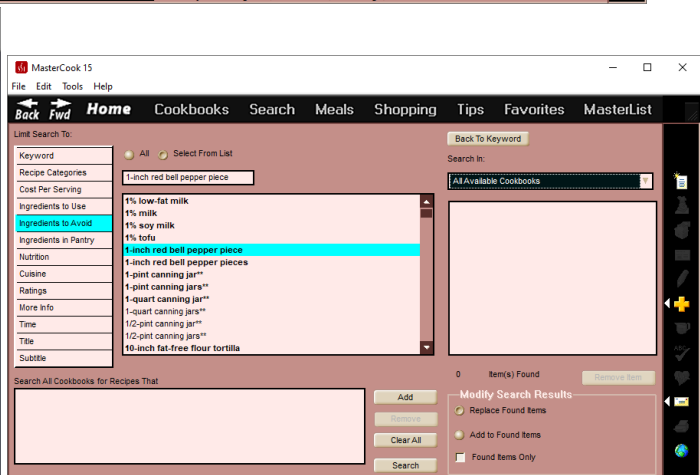
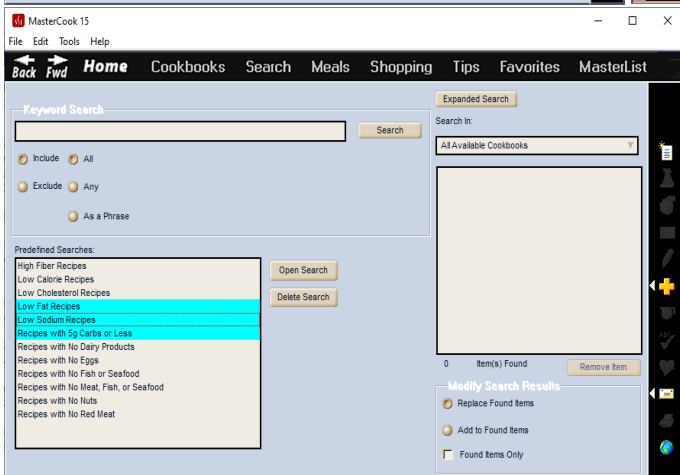
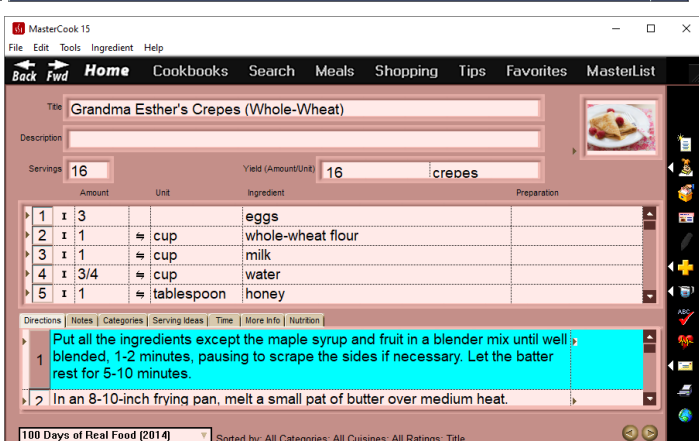
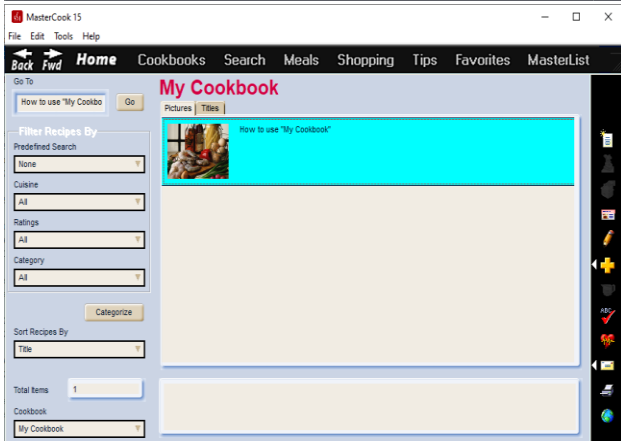
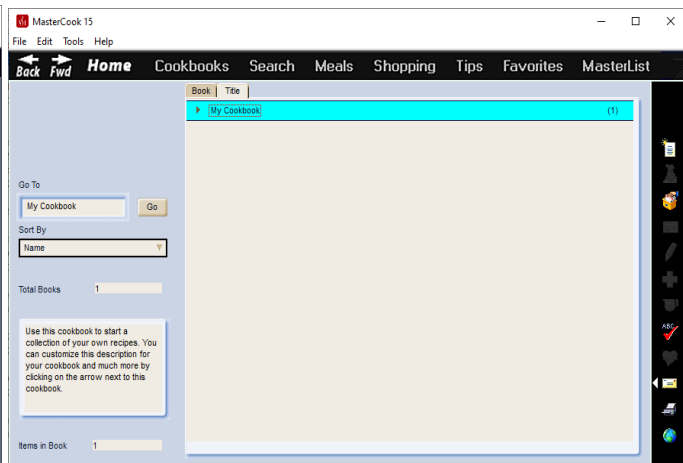
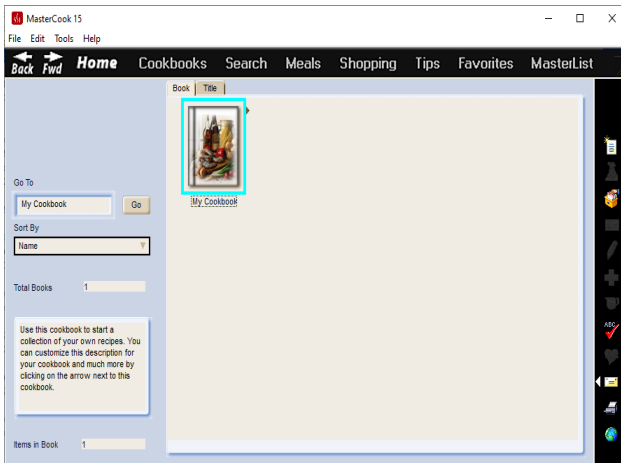
File Edit Help

- Cookbooks
 - 0000
 - 100 Days of Real Food (2014)
 - Casual Dining
 - Cooking with Gadgets
 - Delicious Desserts
 - All-American No-Bake Blueberry Pie
 - Almond Honey Rugelach
 - Almond Macarons
 - Almond-Filled Peaches
 - Alpine White Hazelnut Cake
 - Apple Brioche Pizza
 - Apple Cinnamon Cheese Cake
 - Apple Cinnamon Dessert Sauce
 - Apple Cobbler
 - Apple Crumb Kuchen
 - Apple Lasagne
 - Apple-Cranberry Casserole
 - Applesauce Cake
 - Apricot Fingers
 - Banana Creme Anglaise
 - Banana Nut Cakes

P_TextBackground2

SUGGESTION: Consider the same color as P_Background2

- In the Cookbooks screen it is the border color of a selected cookbook in the Book view and the color of a selected cookbook in the Title view
- In the Recipe Browser screen (opened cookbook) it is the color of a selected recipe title in the Pictures and Titles views
- In the Recipe Edit screen it is the color of a selected row such as the ingredients or directions
- In the Search screen it is the color of selected items
- In the Meals screen it is the color of selected items
- In the Tips screen it is the color of the selected items on the left side of the screen
- In the Favorites screen it is the color of selected items



MasterCook 15

File Edit Tools Ingredients Help

Back Fwd Home Cookbooks Search Meals Shopping Tips Favorites MasterList

Menu | MealPlans |

New
 Dinner Party Menu
 Quick Fix Dinner Menu
Saturday Lunch for the Kids Menu
 Slumber Party Menu
 Vegetarian Dinner Menu
 Vegetarian Indian Lunch or Brunch

Title: Quick Fix Dinner Menu

Menu Portions: 4

- R Idaho® Potato & Tuna Stove-Top Casserole (Portions: 4)
- R Stov'd Greens with Honey Raspberry Vinaigrette (Portions: 4)
- R Quick and Easy Herb Rolls (Portions: 4)
- R Gingered Blueberry-Melon Toss (Portions: 4)

Menu Notes

Course: Dinner

November 2021

Su	Mo	Tu	We	Th	Fr	Sa
1	2	3	4	5	6	7
8	9	10	11	12	13	14
15	16	17	18	19	20	21
22	23	24	25	26	27	28
29	30	1	2	3	4	5
6	7	8	9	10	11	

Display Calendar

MasterCook 15

File Edit Tools Help

Back Fwd Home Cookbooks Search Meals Shopping Tips Favorites MasterList

Select a Category: All

Sort By: Alphabetical

Type To Find Item

Abaisse

French term for sheet of rolled-out pastry or biscuit. The term also refers to a slice of sponge cake on which a filling will be spread.

- A
- A Consumer's Glossary Of
- & La Grecque
- & La; Au; Aux
- Ababa Fruit
- Abaisse**
- Abalone
- Aberdeen Sausage
- Acerola
- Acher
- Acid (culinary Applications)
- Acidophilus Milk
- Acidulate
- Acidulated Water

MasterCook 15

File Edit Tools Help

Back Fwd Home Cookbooks Search Meals Shopping Tips Favorites MasterList

Recipes | Menu | MealPlans | Shopping | Tips | Search |

MASTER COOK FAVORITES

Remove

Go To:

Total Items: 1

P_TabButtonFace

Mihir's Code needed to integrate yet

P_TabButtonOuter

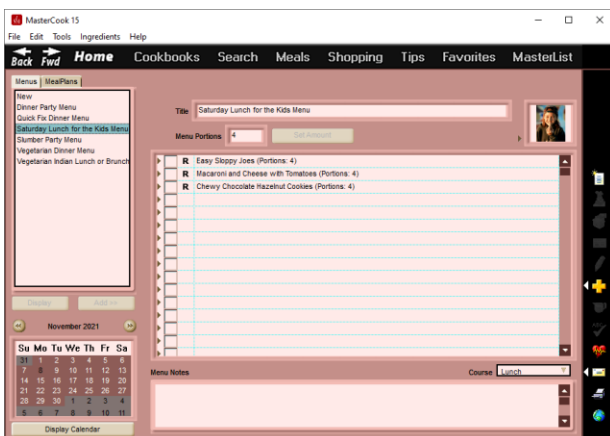
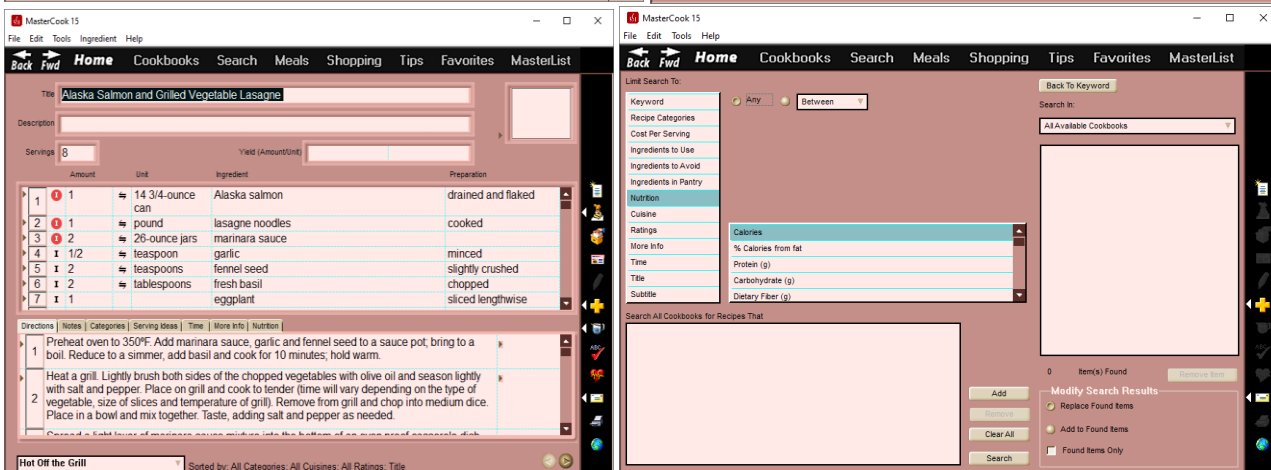
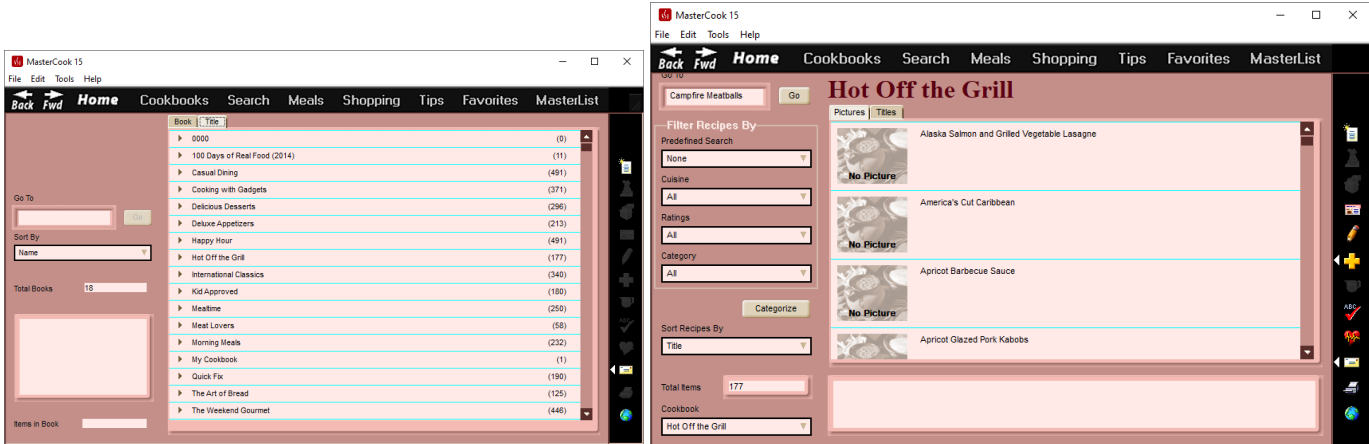
Mihir's Code needed to integrate yet

P_Border1

SUGGESTION: Consider lightest shade of P_Background1

Tab Label Border

- In the Cookbooks screen in the Title tab, it is the color of the horizontal lines
- In the Recipe Browser screen in the Pictures tab, it is the color of the horizontal lines
- In the Recipe Edit screen, it is the color of the horizontal lines
- In the Change Recipe Units screen, it is the color of the horizontal lines
- In the Search screen, it is the color of the horizontal lines in the Expanded Search
- In the Meals screen, it is the color of the horizontal lines in the menu



P_Text1

SUGGESTION: Consider the same color as P_TextBackground1

Tab Label Border

- In the Recipe Browser screen, it is the text color of Filter Recipes By
- In the Find and Replace screen, it is the text color of Edit Entire Field
- In the Check Spelling screen, it is the text color of Edit Entire Field
- In the Nutrition screen, it is the text color of Nutrition Facts and Food Exchanges
- In the Search screen, it is the text color of Keyword Search and Modify Search Results

The image shows two overlapping windows from the MasterCook 15 software. The background window is the Search screen, and the foreground window is the Nutrition per Serving dialog box.

Search Screen (MasterCook 15):

- Menu: File, Edit, Tools, Help
- Navigation: Back, Fwd, Home, Cookbooks, Search, Meals, Shopping, Tips, Favorites, MasterList
- Search Input: Keyword Search (empty), Search button
- Expanded Search: Search in: All Available Cookbooks
- Filters: Include (All, Any), Exclude (Any), As a Phrase
- Predefined Searches: High Fiber Recipes, Low Calorie Recipes, Low Cholesterol Recipes, Low Fat Recipes, Low Sodium Recipes, Recipes with Sp. Carbs or Less, Recipes with No Dairy Products, Recipes with No Eggs, Recipes with No Fish or Seafood, Recipes with No Meat, Fish, or Seafood, Recipes with No Nuts, Recipes with No Red Meat
- Buttons: Open Search, Delete Search
- Results: 0 Item(s) Found, Remove Item
- Modify Search Results: Replace Found Items, Add to Found Items, Found Items Only

Nutrition per Serving Dialog Box:

- Recipes (or Ingredients): How to use "My Cookbook" (1 Servings)
- Calories (kcal): 0
- % Calories from Fat: 0
- % Cal. from Carbohydrates: 0
- % Calories from Protein: 0
- Cost: 0.00
- Nutrition Facts/Percent Daily Values Per Serving:

Total Fat (g):	0	0%	Zinc (mg):	0	0%
Saturated Fat (g):	0	0%	Vitamin C (mg):	0	0%
Monounsaturated (g):	0	0%	Vitamin A (IU):	0	0%
Polyunsaturated (g):	0	0%	Vitamin A (RE):	0	0%
Cholesterol (mg):	0	0%	Vitamin B6 (mg):	0	0%
Sodium (mg):	0	0%	Vitamin B12 (mcg):	0	0%
Potassium (mg):	0	0%	Thiamin B1 (mg):	0	0%
Total Carbohydrate (g):	0	0%	Riboflavin B2 (mg):	0	0%
Dietary Fiber (g):	0	0%	Folic acid (mcg):	0	0%
Protein (g):	0	0%	Niacin (mg):	0	0%
Calcium (mg):	0	0%	Caffeine (mg):	0	N/A
Iron (mg):	0	0%	Alcohol (kcal):	0	N/A

Food Exchanges:

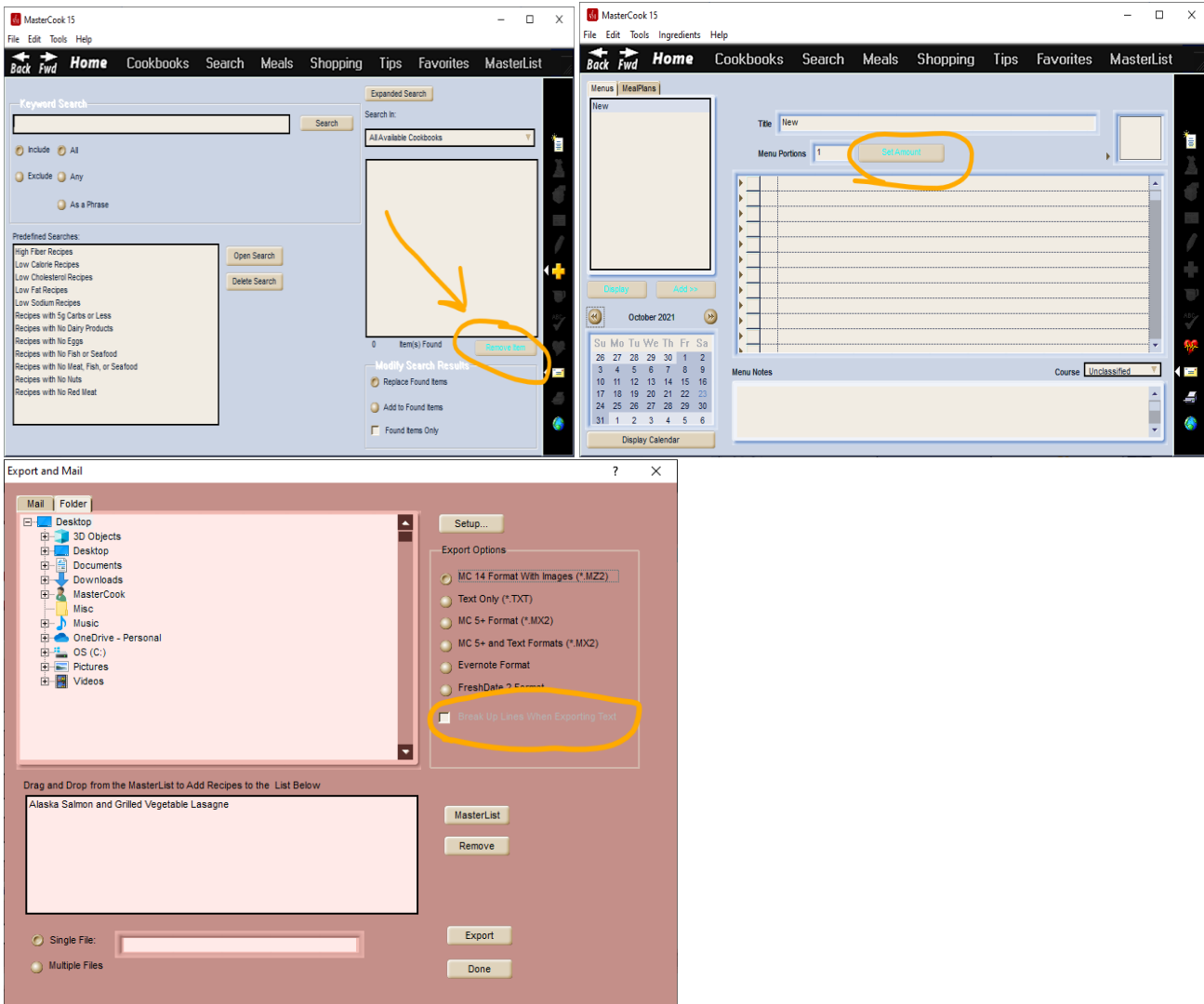
Starch/Bread	0	Vegetable	0	Non-Fat Milk	0	Other Carbo.	0
Lean Meat	0	Fruit	0	Fat	0		

Buttons: OK, Print, %Daily Value Based On: 2000 Calories

P_DisabledText1

SUGGESTION: Consider 163|133|79 (tan) or 181|181|181 (gray) or 86|88|139 (purple) – choose a color that looks good on the buttons as well as in the Export and Mail Window

Text color of disabled text, such as when you need to do something in order to press a button or select an item in a list

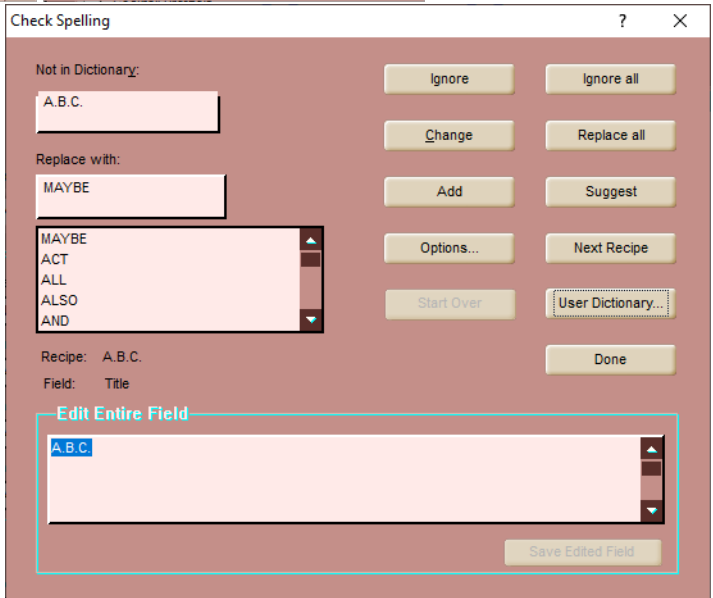
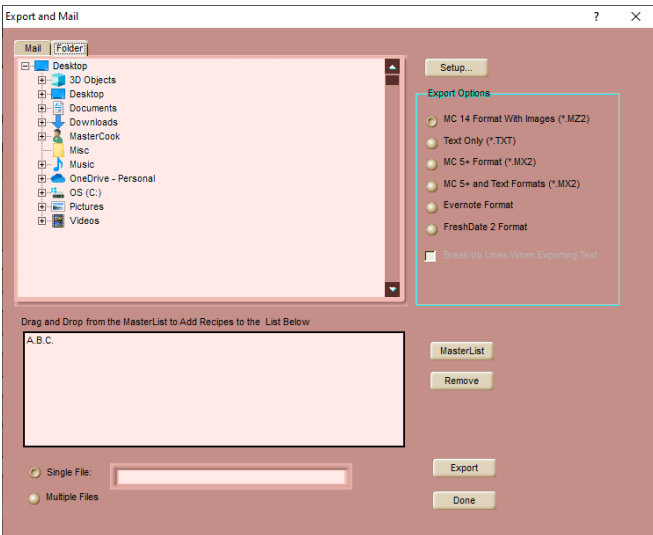
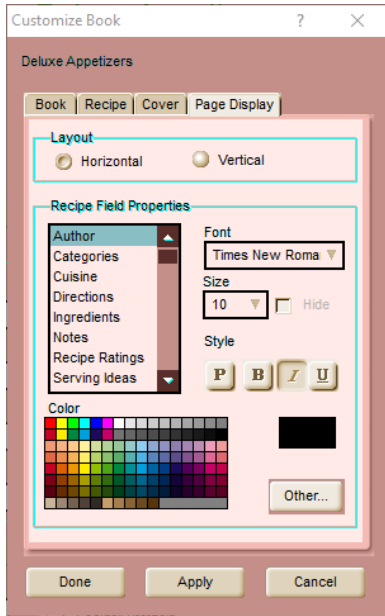
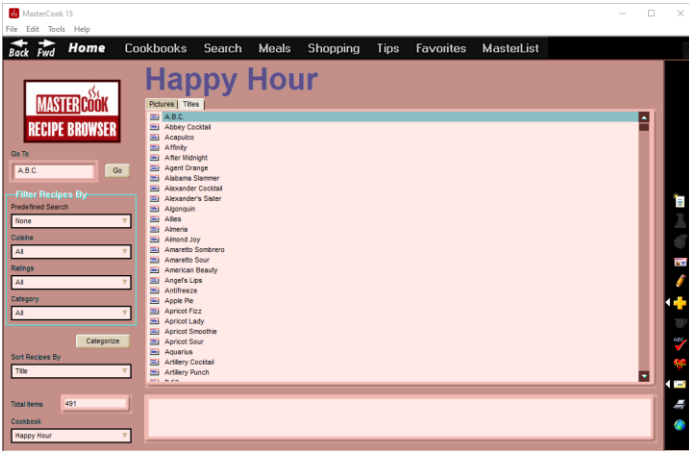


P_Shadow

SUGGESTION: Try a very light or very dark shade of main theme color; needs to be complimentary of P_Text 1; a much lighter shade of P_Text 2

Label Shadow

- In the Recipe Browser screen, it is the shadow text color of Filter Recipes By as well as the line that is around that box
- In the Recipe Browser screen, it can impact the shading/shadow of text used as cookbook titles such as *Deluxe Appetizers* and *Happy Hour* cookbooks. Some other cookbook title fonts don't seem to be as impacted.
- In the Customize Book screen it is the line color around boxes as well as the shadow color of header text
- In the Export and Mail screen, it is the shadow text color of Export Options as well as the line that is around that box
- In the Check Spelling screen, it is the shadow text color of Edit Entire Field as well as the line that is around that box
- In the Search screen, it is the shadow text color of Keyword Search and Modify Search Results as well as the line that is around those boxes
- In the Shopping screen, it is the shadow text color of the column headers
- In the Preferences screen, it is the shadow text color of sections as well as the line around the sections
- In the Yields and Equivalents, it is the shadow text color of sections as well as the line around the sections



MasterCook 15

File Edit Tools Help

Back Fwd Home Cookbooks Search Meals Shopping Tips Favorites MasterList

Keyword Search: Search

Expanded Search: Search In: All Available Cookbooks

0 Items Found Remove Item

Modify Search Results: Replace Found Items Add to Found Items Found Items Only

Predefined Searches:

- High Fiber Recipes
- Low Calorie Recipes
- Low Cholesterol Recipes
- Low Fat Recipes
- Low Sodium Recipes
- Recipes with 5g Carbs or Less
- Recipes with No Dairy Products
- Recipes with No Eggs
- Recipes with No Fish or Seafood
- Recipes with No Meat, Fish, or Seafood
- Recipes with No Nuts
- Recipes with No Red Meat

Open Search Delete Search

Nutrition per Serving

Calories (kcal): 0

% Calories from Fat: 0

% Cal. from Carbohydrates: 0

% Calories from Protein: 0

Cost: 0.00

Recipes (or Ingredients): Servings: 1

How to use "My Cookbook"

Nutrition Facts/Percent Daily Values Per Serving

Total Fat (g):	0	0%	Zinc (mg):	0	0%
Saturated Fat (g):	0	0%	Vitamin C (mg):	0	0%
Monounsaturated (g):	0	0%	Vitamin A (IU):	0	0%
Polyunsaturated (g):	0	0%	Vitamin A (RE):	0	0%
Cholesterol (mg):	0	0%	Vitamin B6 (mg):	0	0%
Sodium (mg):	0	0%	Vitamin B12 (mcg):	0	0%
Potassium (mg):	0	0%	Thiamin B1 (mg):	0	0%
Total Carbohydrate (g):	0	0%	Riboflavin B2 (mg):	0	0%
Dietary Fiber (g):	0	0%	Folic Acid (mcg):	0	0%
Protein (g):	0	0%	Niacin (mg):	0	0%
Calcium (mg):	0	0%	Caffeine (mg):	0	N/A
Iron (mg):	0	0%	Alcohol (kcal):	0	N/A

Food Exchanges:

Starch/Bread	0	Vegetable	0	Non-Fat Milk	0	Other Carbo.	0
Lean Meat	0	Fruit	0	Fat	0		

OK Print %Daily Value Based On: 2000 Calories

MasterCook 15

File Edit Tools Help

Back Fwd Home Cookbooks Search Meals Shopping Tips Favorites MasterList

Shopping List: Pantry

Current Shopping List: Combine Shopping Lists: Choose Shopping List:

Need	Item	Amount	Unit	Store Location	Recipe	Cost	Coupon
<input type="checkbox"/>	fresh blueberries	4	cup	produce			
<input type="checkbox"/>	butter	2	tablespoons	dairy products			
<input type="checkbox"/>	ground cinnamon	1/2	teaspoon	spices			
<input type="checkbox"/>	lemon juice	1	tablespoon	canned fruit and			
<input type="checkbox"/>	shortening	1/2	cup	cooking oils			
<input type="checkbox"/>	extra lean ground beef	1/2	pound	meat and poultry			
<input type="checkbox"/>	canned kidney beans	15	ounces	canned beans			
<input type="checkbox"/>	corn with red and green peppers	11	ounces	canned			
<input type="checkbox"/>	Mexican-style stewed tomatoes	14 1/2	ounces	canned			
<input type="checkbox"/>	jicama	1	cup	produce			
<input type="checkbox"/>	boneless, skinless chicken breasts	1	pound	meat and poultry			
<input type="checkbox"/>	garlic	5	medium cloves	produce			
<input type="checkbox"/>	pepper	1/2	teaspoon	spices and			
<input type="checkbox"/>	whole tomatoes	1	can	canned			
<input type="checkbox"/>	2% low-fat milk	1	gallon	dairy products			
<input type="checkbox"/>	eggs	1	dozen	dairy products			
<input type="checkbox"/>	bread	1/2	loaf	bread			
<input type="checkbox"/>	coffee	1/4	pound	coffee			
<input type="checkbox"/>	frozen yogurt	1/2	quart	frozen dairy			
<input type="checkbox"/>	cottage cheese	1	container	dairy products			
<input type="checkbox"/>	Granny Smith apples	2		produce			
<input type="checkbox"/>	bananas	6		produce			

Total: \$0.00

Check All UnCheck All Combine Ingredients Merge

Preferences

General Cookbook/Recipe Meals Nutrition

Measurement Fast-Fill: USA Metric Combined

Use Fast Fill in Recipe Editor & Meals

Use Abbreviations

Turn off Tool Tips

Restore Previous View upon Start-up

Display Amounts: Rounded to Nearest Common Fraction Combined Fraction/Decimal

Fractions Displayed: (1/16, 1/8, 1/4, 1/3, 3/8, 1/2, 5/8, 2/3, 3/4, 7/8)

Use 1/6 (applies to both fraction settings)

Decimal Places: 0 1 2 3

Prompt to Save Files

Close Windows Without Prompting To Save Files

Done Cancel

Yields and Equivalents

Ingredient:

Select from list or type to enter ingredient

Amount	Unit	Yield or Equivalent
Alcoholic Beverages	1	fifth
Alcoholic Beverages	1	liter
Almonds (shelled)	3 1/3	cups
Almonds (shelled)	1	lb
Almonds (unshelled)	3 1/2	lb
Almonds, Blanched (sliced)	1	cup
Almonds, Blanched (sliced)	4	oz
Almonds, Blanched (whole)	3	cups
Almonds, Blanched (whole)	1	lb

New Edit Remove Done

P_TextBackground3

SUGGESTION: Consider making it the same color as a selected row (P_Background2)

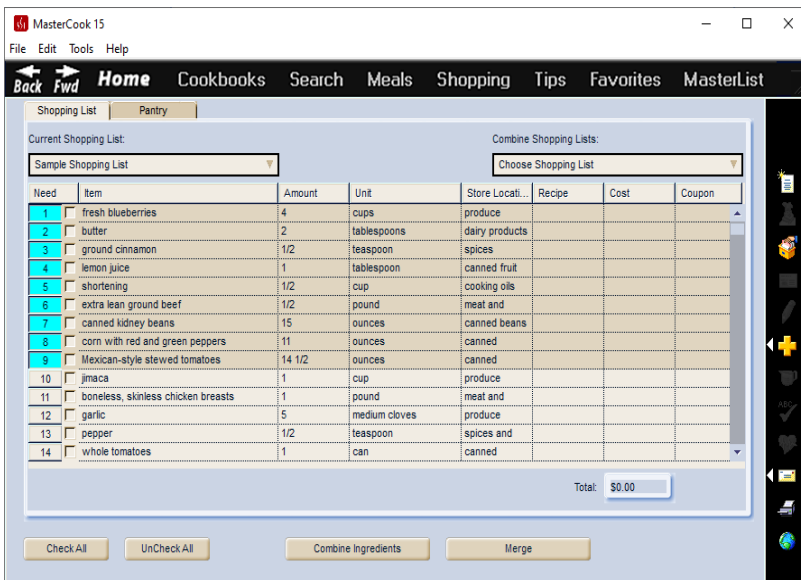
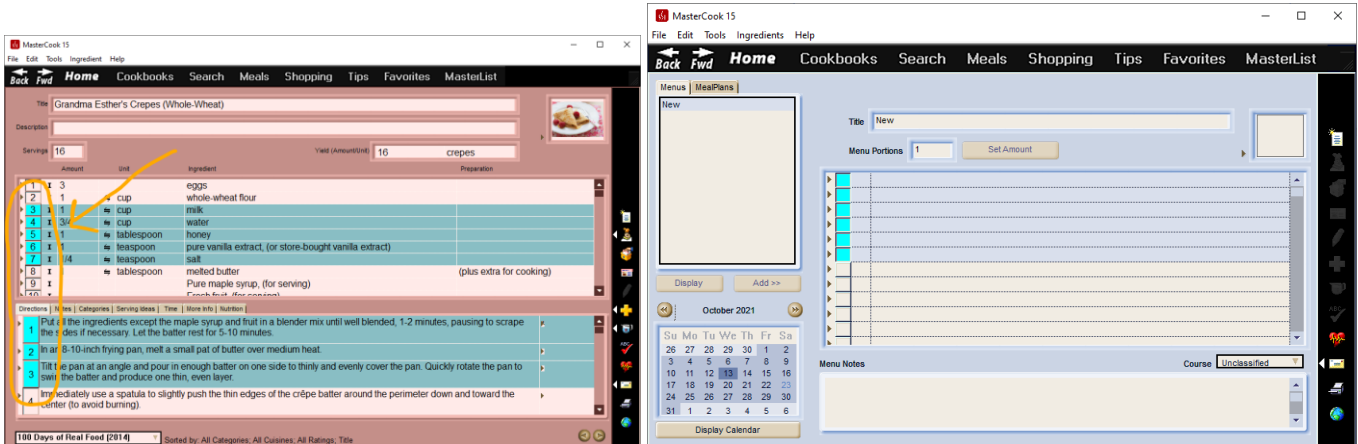
Table Button Face depressed

In the Recipe Edit screen, when you select a row for ingredients or directions, it is the color of the left button of that row

In the Meals screen, when you select a row of a menu, it is the color of the left button of that row; in the weekly view of a meal plan, it is the color of the left buttons of the selected rows

In the Shopping screen, when you select rows, it is the color of the left buttons of those rows

||| menu screen (both the box on left AND the main screen) |||



P_Border2

Table Border

Not sure what this one does. Tried changing to bright teal and a bright pink. Couldn't locate it.

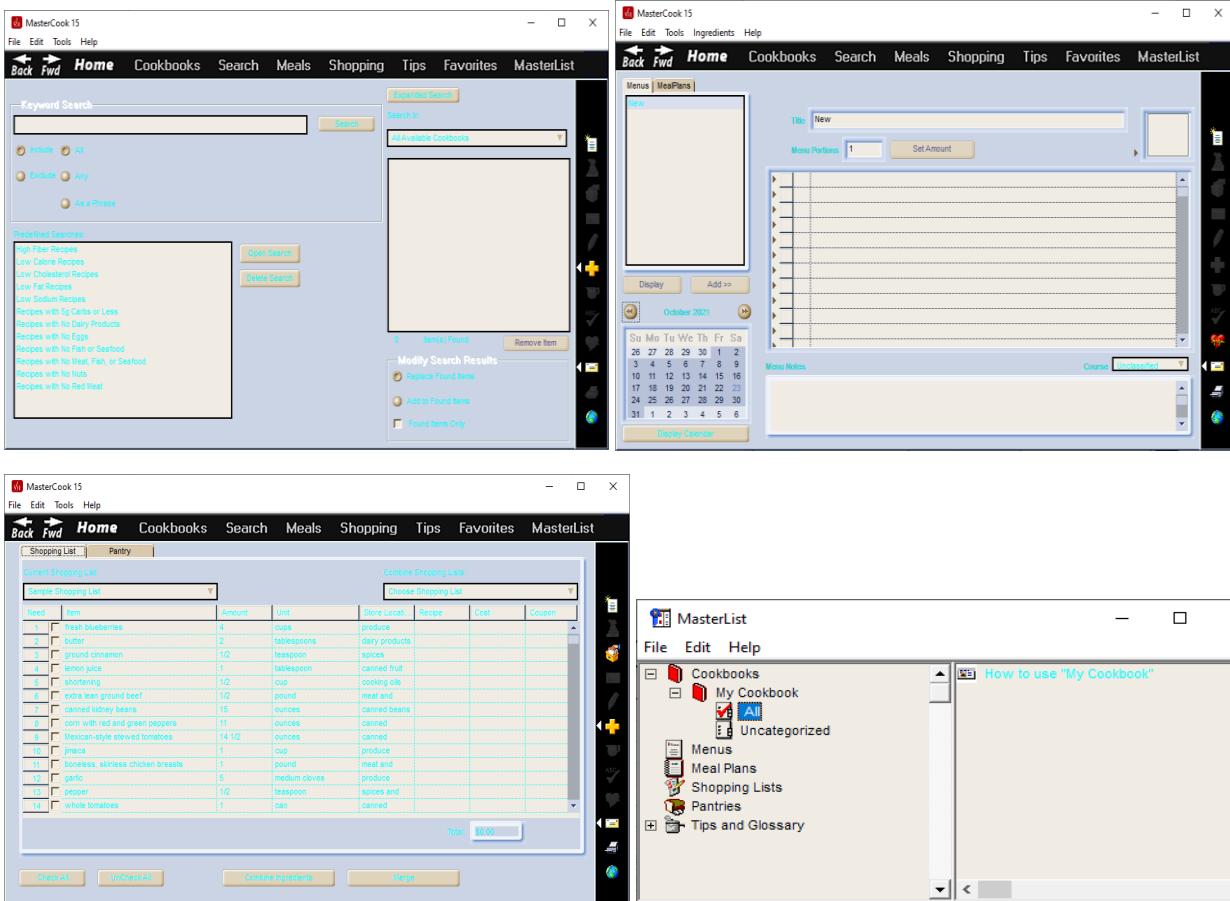
P_Text2

SUGGESTION: Black or a very dark color

Text on buttons (Button colors cannot be changed and are always beige. A light font will not show on these buttons.)

Text in all screens: Cookbooks, Recipe Browser, Recipe Edit, Search, Shopping, Meals, Favorites

Text color in right pane of MasterList

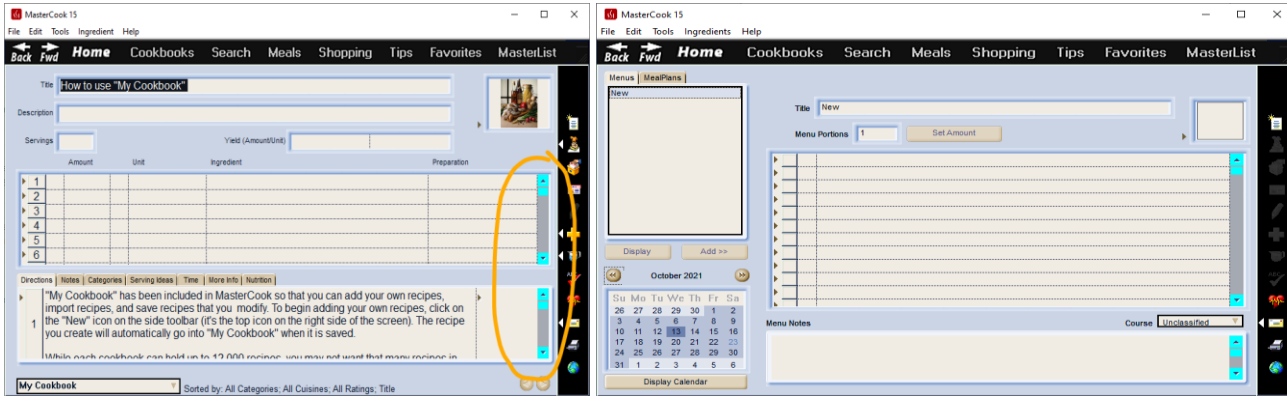


P_SBThumb

Scrollbar thumb

SUGGESTION: A very dark shade of P_Background1

Several screens in MasterCook have scrollbars. This setting affects the color of the square slider and the top and bottom square ends. It does not affect the scrollbar color in the MasterList.

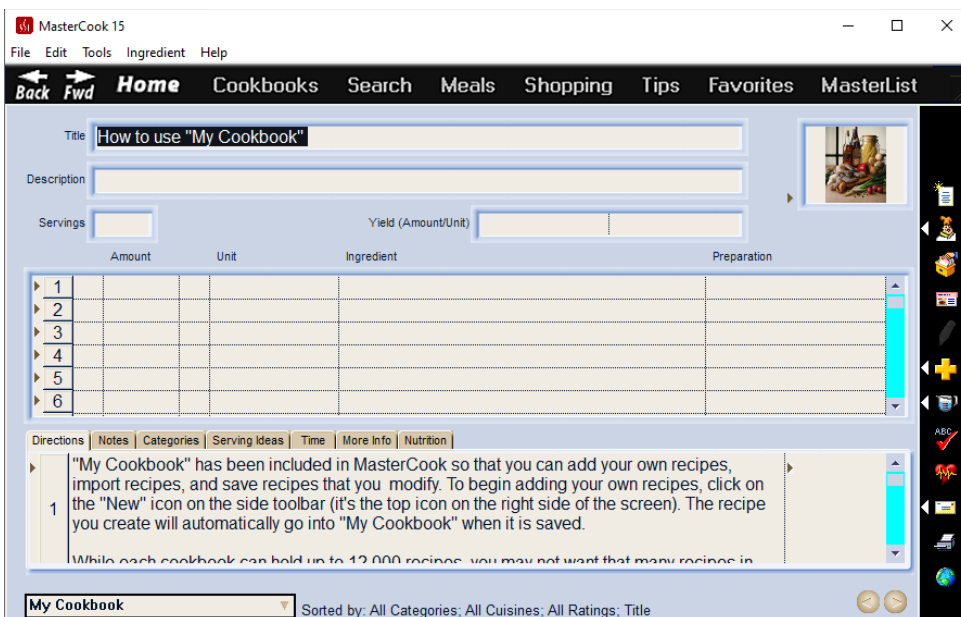
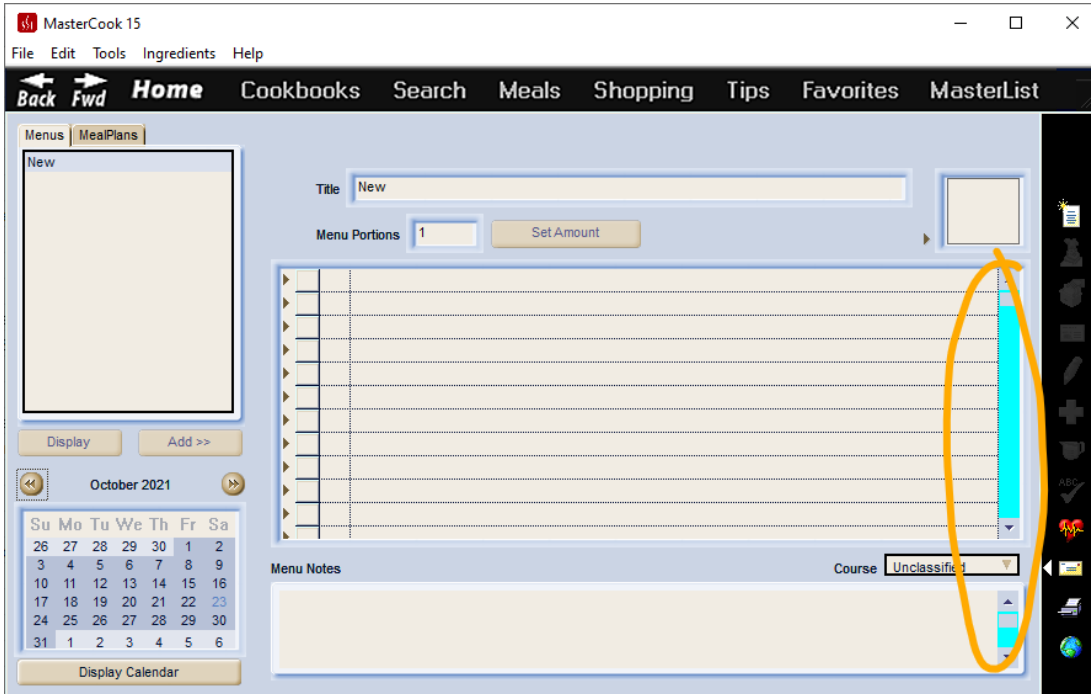


P_SBTrack

SUGGESTION: Same as main theme color (P_Background1)

The fill color of the scrollbar track

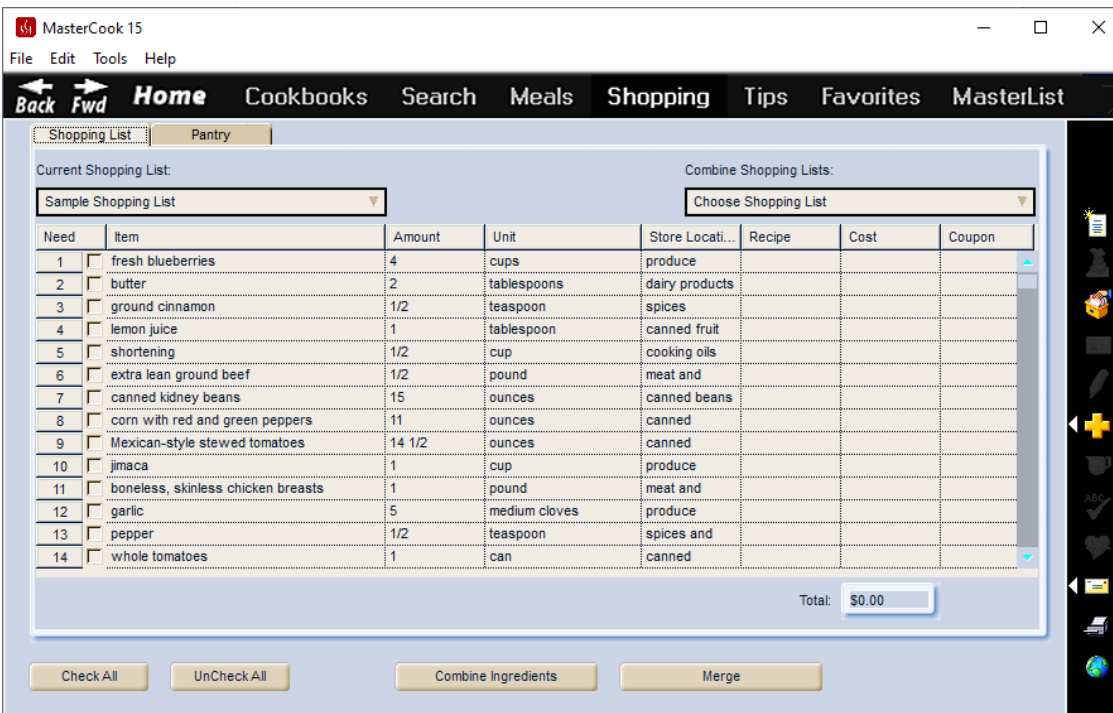
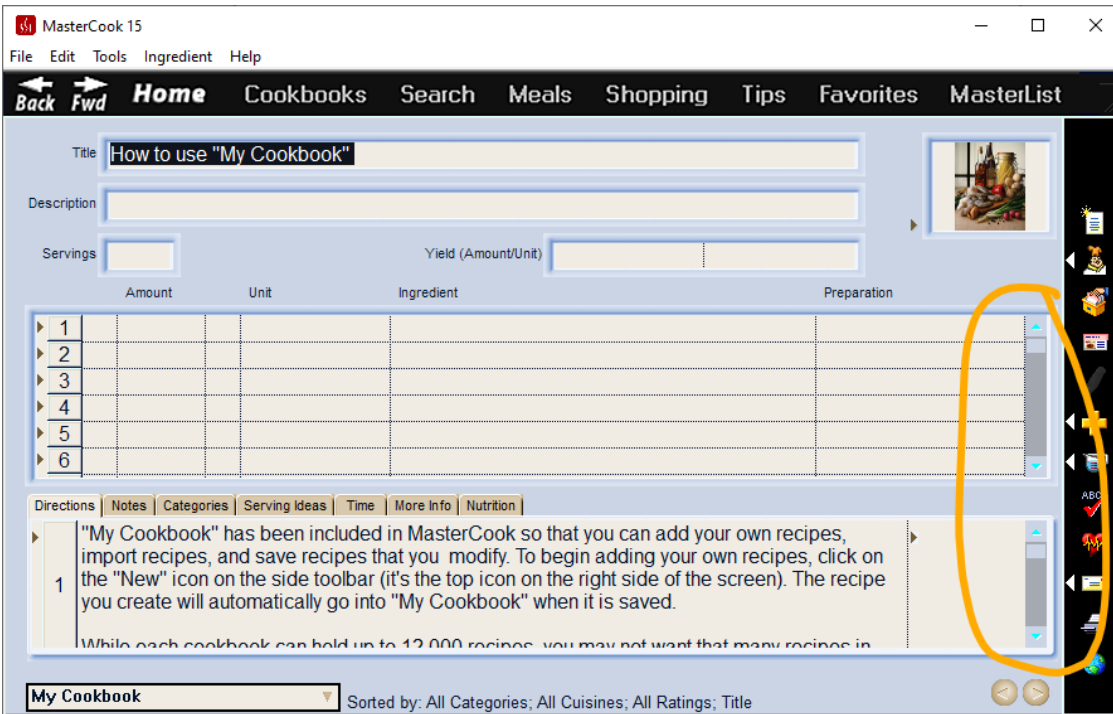
Several screens in MasterCook have scrollbars. This setting affects the color of the track the slider moves on. It does not affect the scrollbar color in the MasterList.



P_SBArrowHilite

SUGGESTION: A very light shade of the main background color (P_Background1)

Several screens in MasterCook have scrollbars. This setting affects the color of the track the slider moves on. It does not affect the scrollbar color in the MasterList.



P_ButtonFace

Mihir's Code needed to integrate yet

P_ButtonOuter

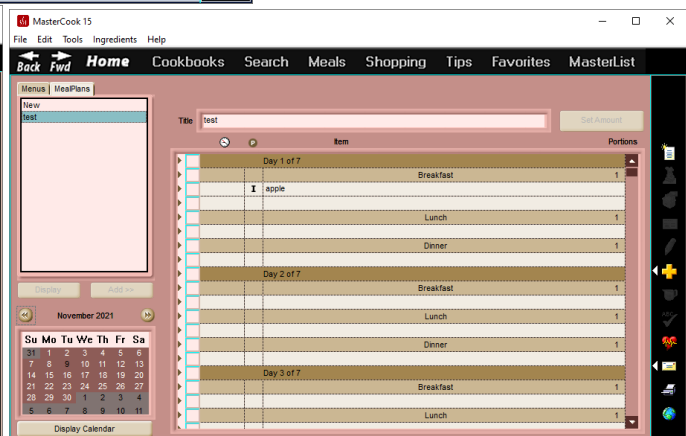
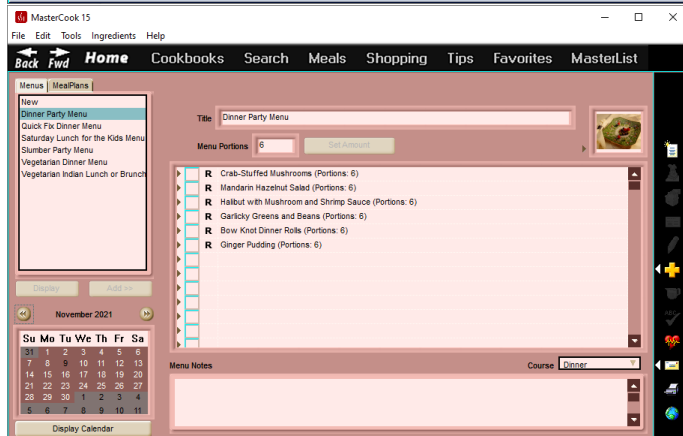
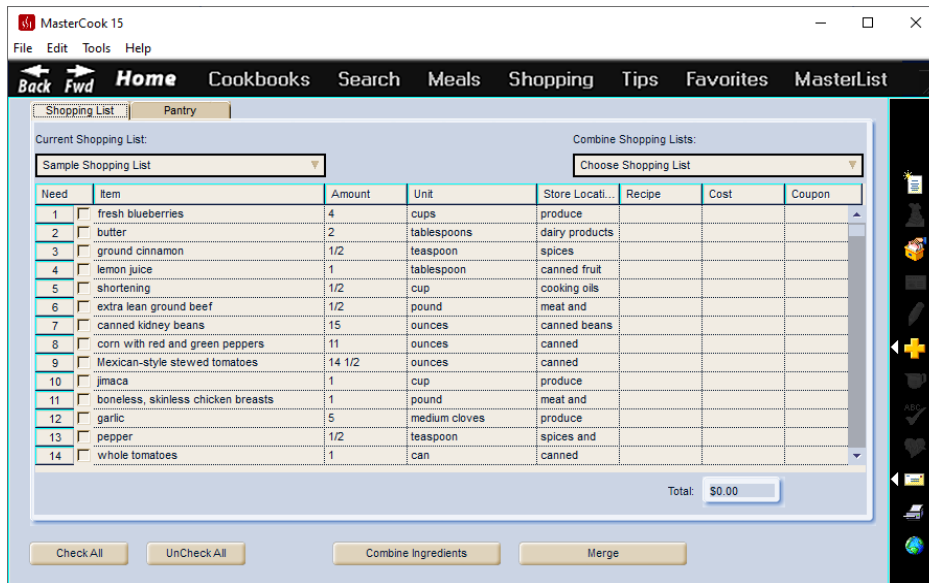
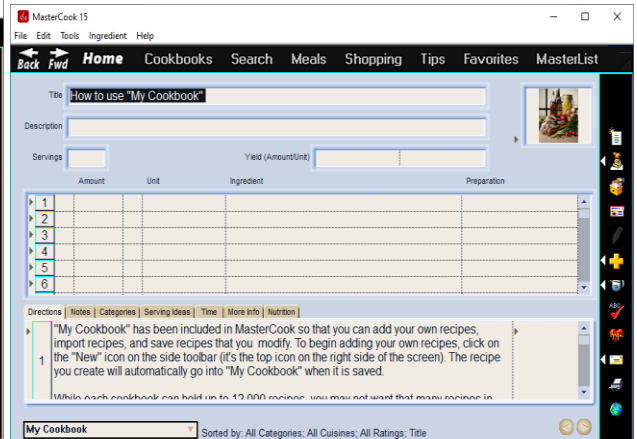
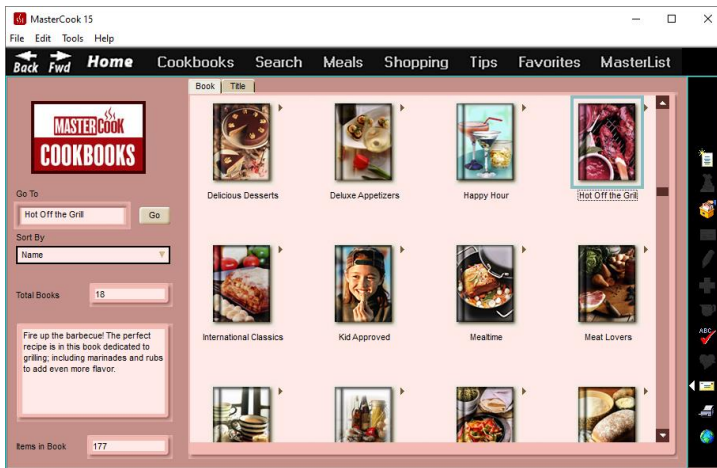
Mihir's Code needed to integrate yet

P_Hilght1

SUGGESTION: A very dark shade of P_Background1; Same color as P_SBThumb

Border Outside Highlight

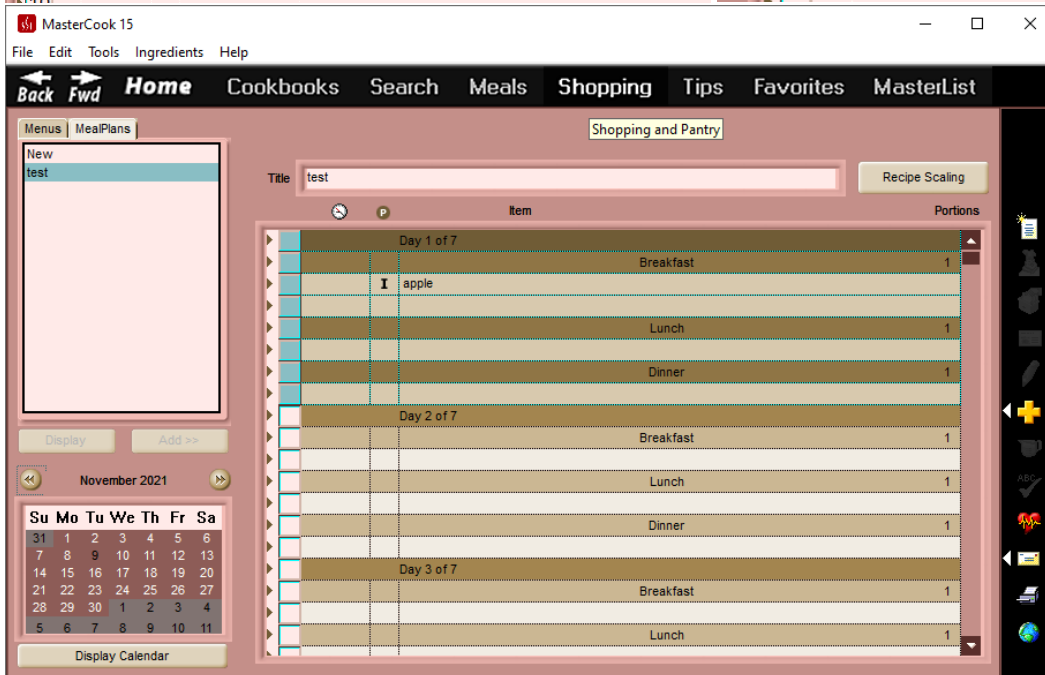
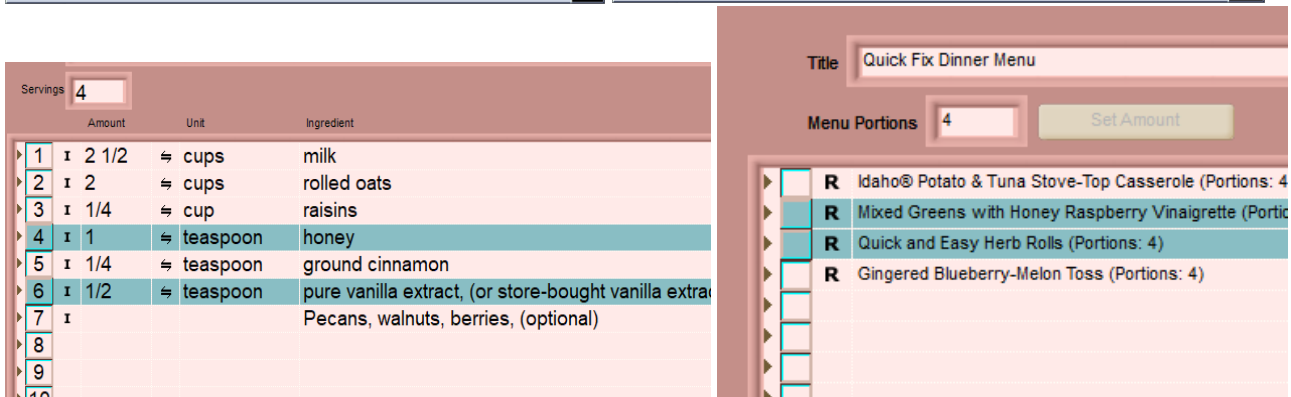
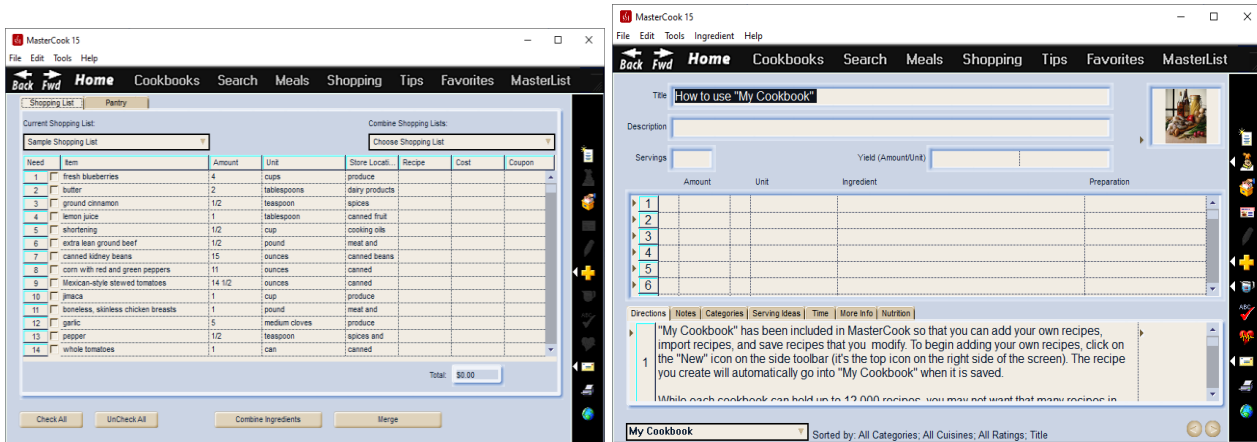
- Line color around all screens (left edge of screen, bottom edge of the black navigation bar at the top of the program, left edge of the navigation bar along the right of the program)
- Line color around top and left edges of buttons in the Recipe Edit screen, Meals screen, and the Shopping List screen



P_Hilght2

SUGGESTION: The same color as P_Background2

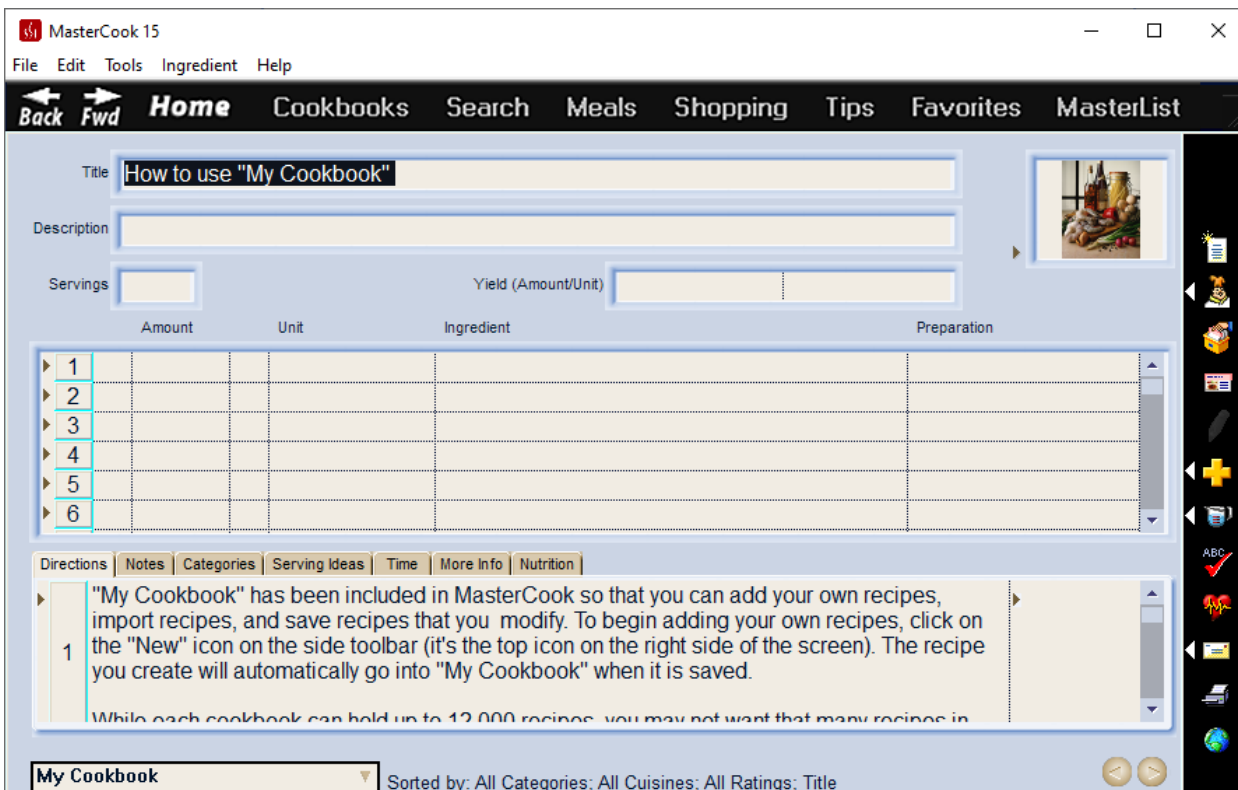
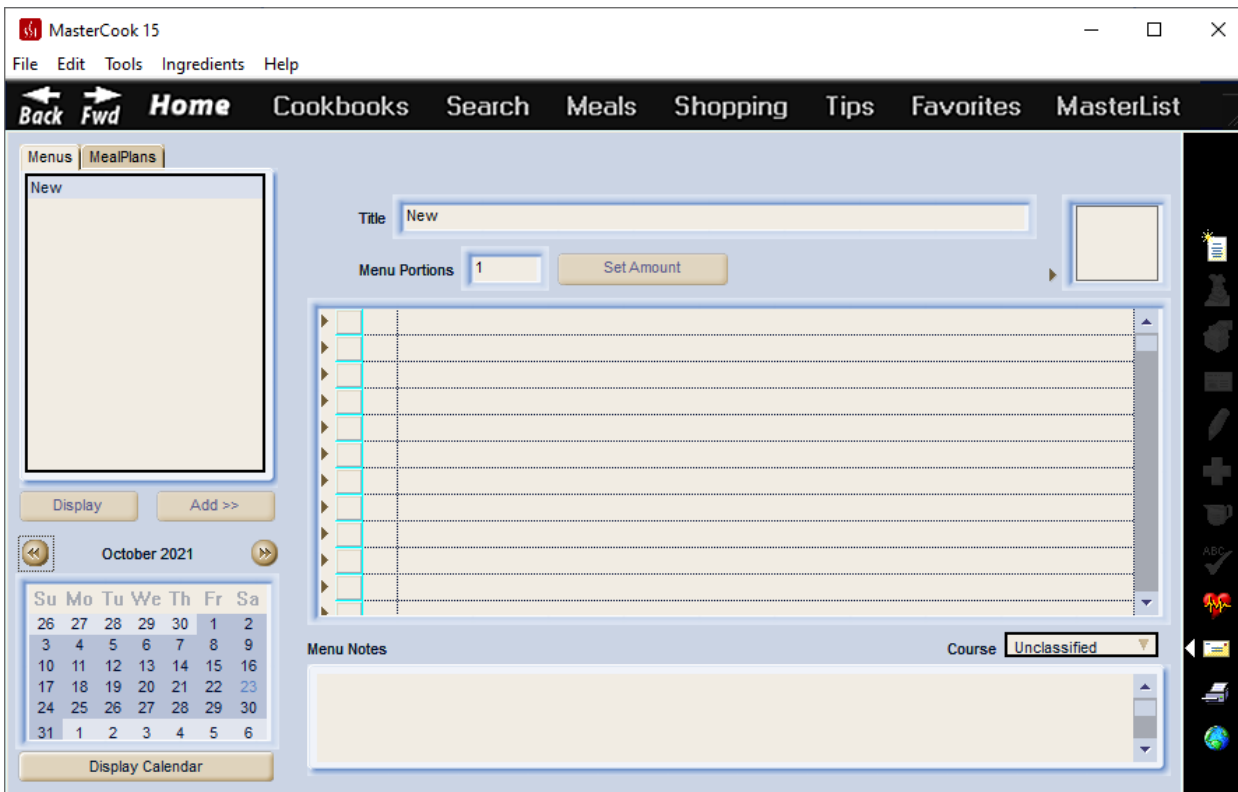
- Selected rows in Shopping List
- Top and left edge of buttons in Shopping List, Recipe Edit, and Meals
- When you select a row in the Recipe Edit screen or Meals, it is the color applied to the left and bottom of the buttons



P_Shadow1

Border Outside Shadow

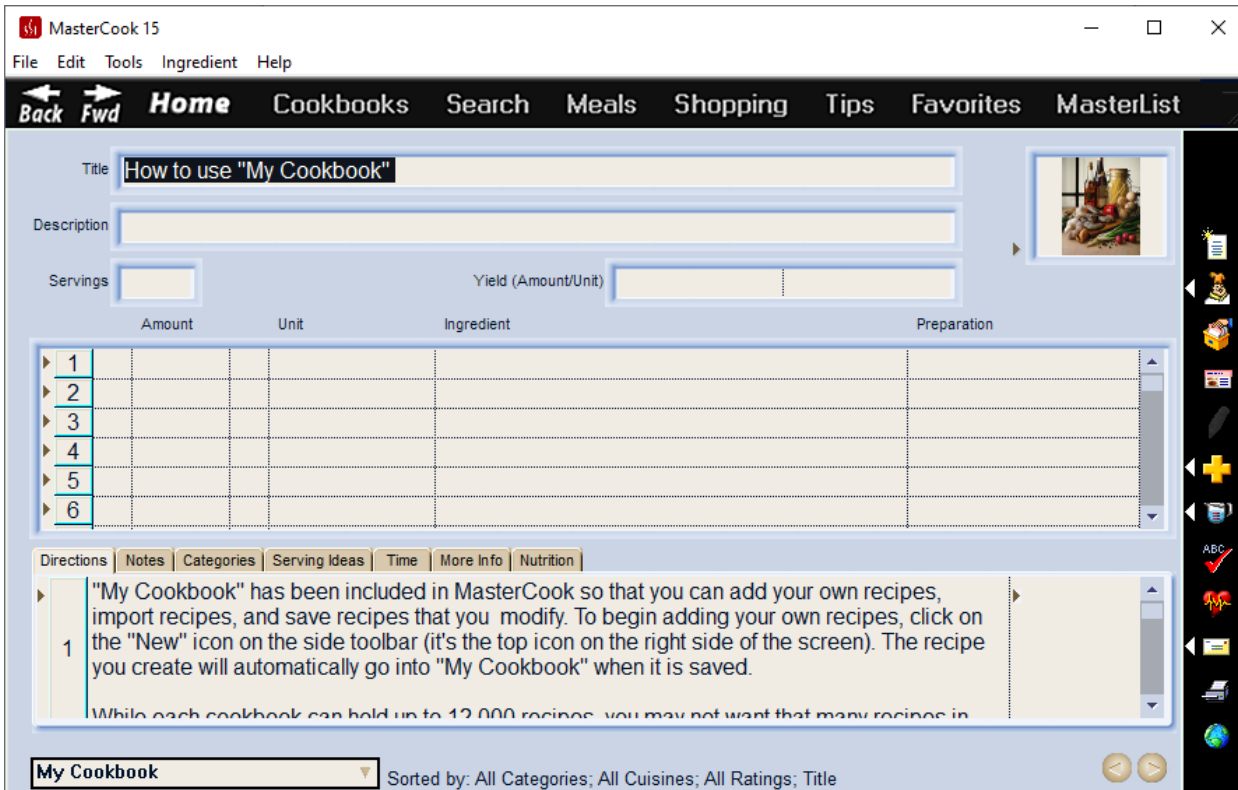
SUGGESTION: Same as P_Shadow



P_Shadow2

SUGGESTION: Same as P_Shadow

Border Inside Shadow



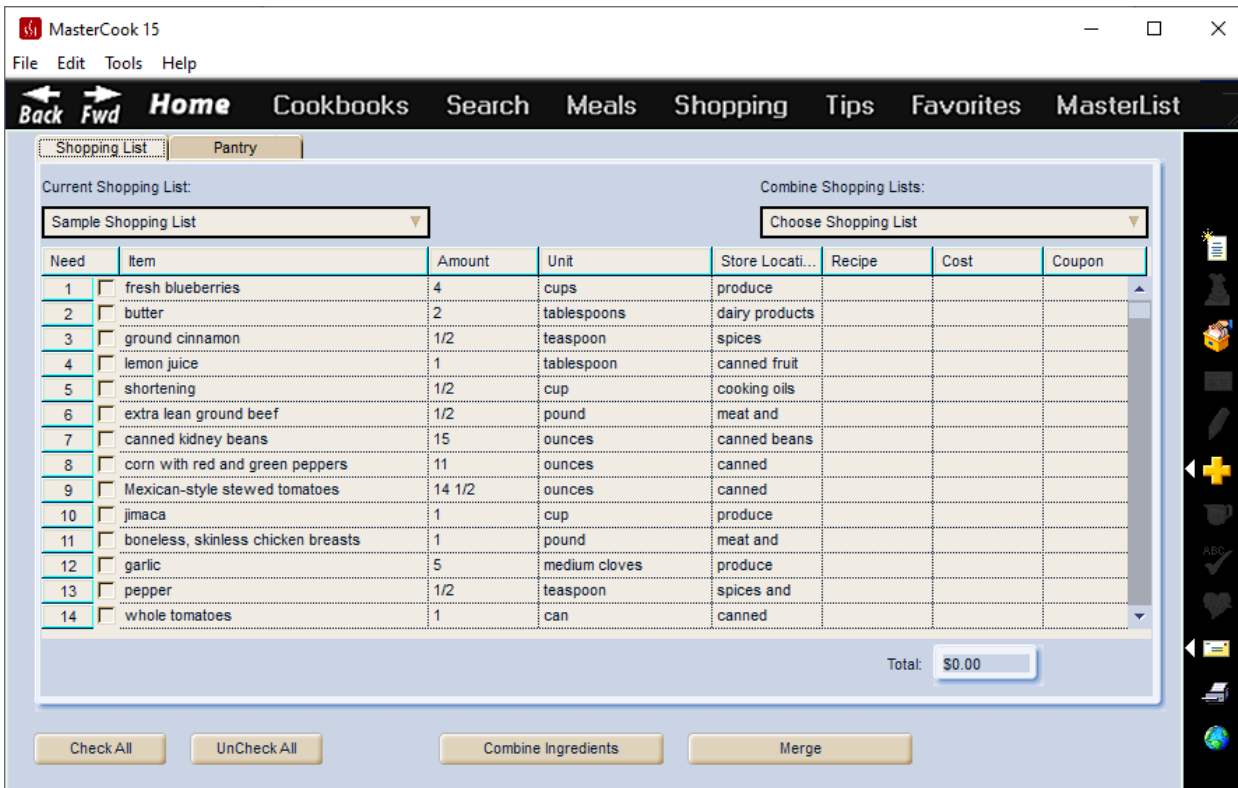
The screenshot shows the MasterCook 15 interface for editing a cookbook. The title is "How to use 'My Cookbook'". The description field is empty. There are input fields for servings and yield. Below is a table with 6 rows for ingredients and their preparation. A directions section contains text explaining how to use the cookbook. At the bottom, there is a dropdown menu for "My Cookbook" and sorting options.

	Amount	Unit	Ingredient	Preparation
▶ 1				
▶ 2				
▶ 3				
▶ 4				
▶ 5				
▶ 6				

Directions: "My Cookbook" has been included in MasterCook so that you can add your own recipes, import recipes, and save recipes that you modify. To begin adding your own recipes, click on the "New" icon on the side toolbar (it's the top icon on the right side of the screen). The recipe you create will automatically go into "My Cookbook" when it is saved.

While each cookbook can hold up to 12,000 recipes, you may not want that many recipes in

My Cookbook Sorted by: All Categories; All Cuisines; All Ratings; Title



The screenshot shows the MasterCook 15 Shopping List screen. It features a table with columns for Need, Item, Amount, Unit, Store Location, Recipe, Cost, and Coupon. The table lists 14 items including fresh blueberries, butter, ground cinnamon, lemon juice, shortening, extra lean ground beef, canned kidney beans, corn with red and green peppers, Mexican-style stewed tomatoes, jimaca, boneless, skinless chicken breasts, garlic, pepper, and whole tomatoes. A total cost of \$0.00 is displayed at the bottom right. There are buttons for "Check All", "UnCheck All", "Combine Ingredients", and "Merge".

Need	Item	Amount	Unit	Store Locati...	Recipe	Cost	Coupon
1	<input type="checkbox"/> fresh blueberries	4	cups	produce			
2	<input type="checkbox"/> butter	2	tablespoons	dairy products			
3	<input type="checkbox"/> ground cinnamon	1/2	teaspoon	spices			
4	<input type="checkbox"/> lemon juice	1	tablespoon	canned fruit			
5	<input type="checkbox"/> shortening	1/2	cup	cooking oils			
6	<input type="checkbox"/> extra lean ground beef	1/2	pound	meat and			
7	<input type="checkbox"/> canned kidney beans	15	ounces	canned beans			
8	<input type="checkbox"/> corn with red and green peppers	11	ounces	canned			
9	<input type="checkbox"/> Mexican-style stewed tomatoes	14 1/2	ounces	canned			
10	<input type="checkbox"/> jimaca	1	cup	produce			
11	<input type="checkbox"/> boneless, skinless chicken breasts	1	pound	meat and			
12	<input type="checkbox"/> garlic	5	medium cloves	produce			
13	<input type="checkbox"/> pepper	1/2	teaspoon	spices and			
14	<input type="checkbox"/> whole tomatoes	1	can	canned			

Total: \$0.00

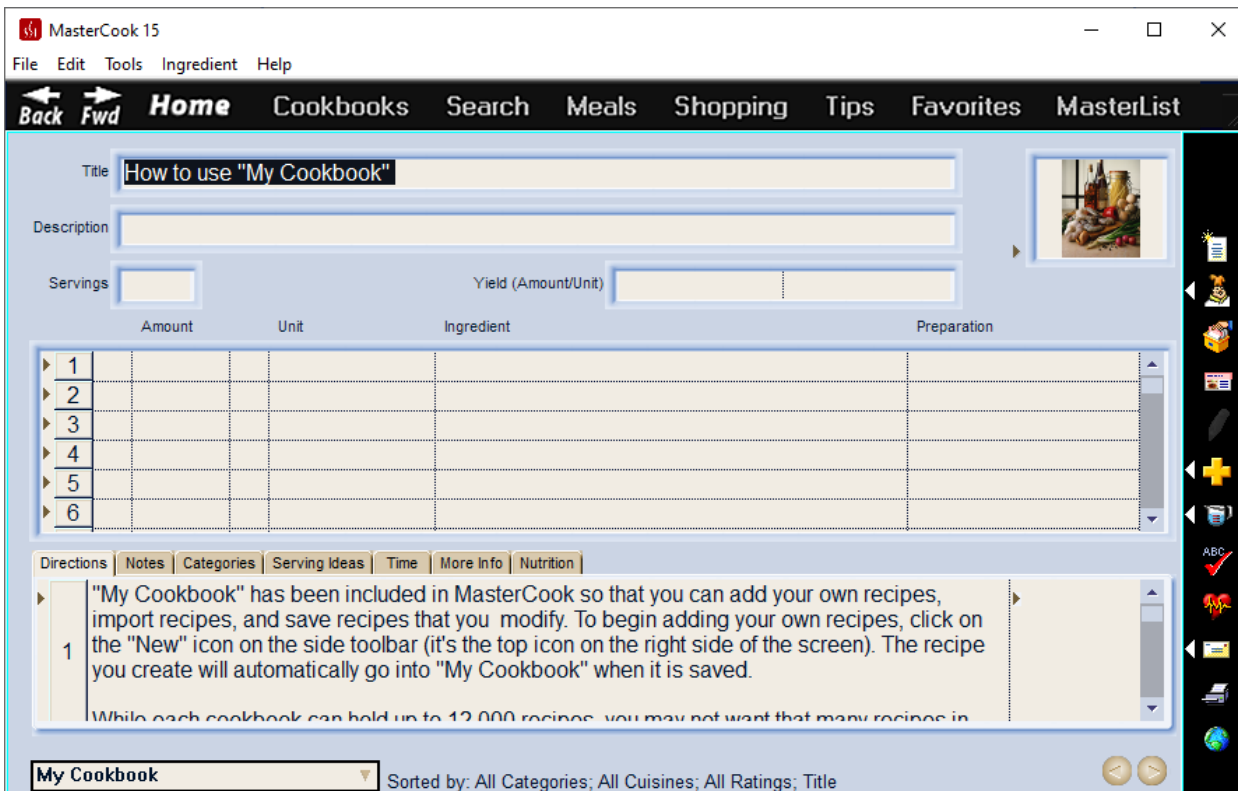
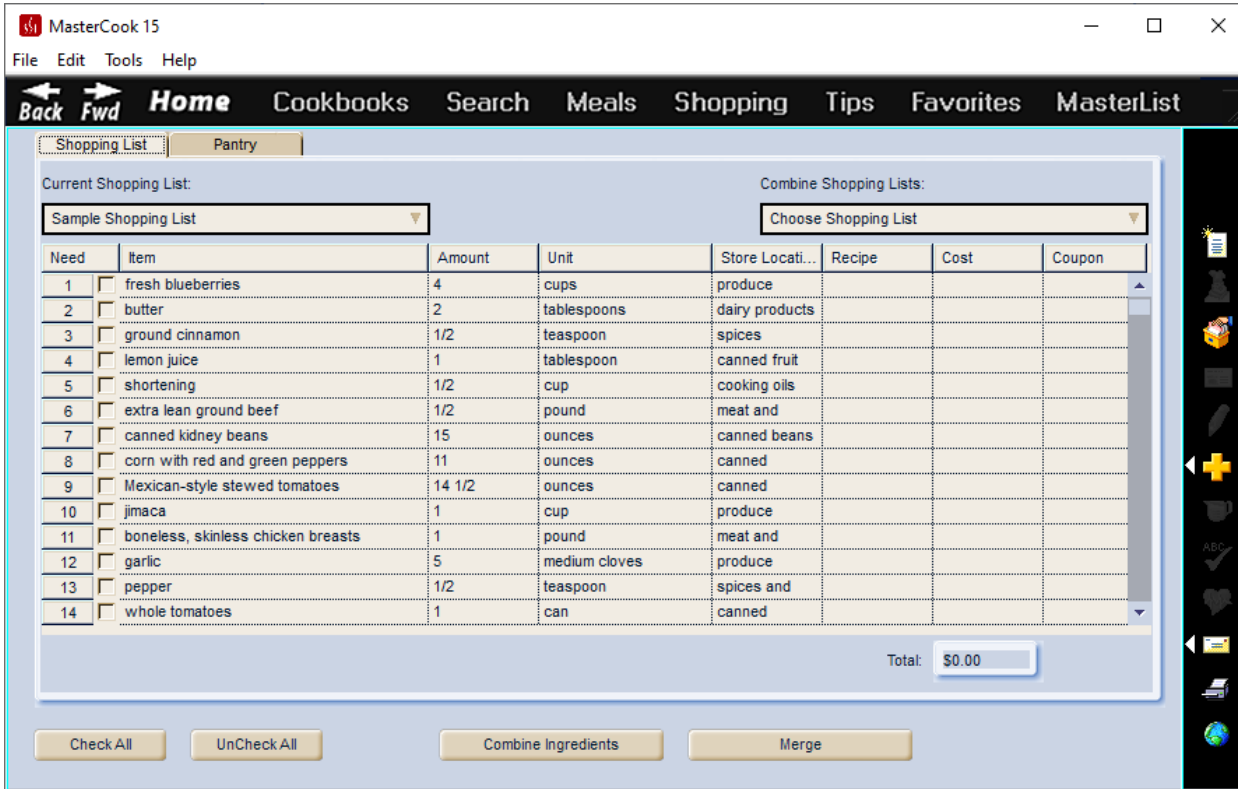
Check All UnCheck All Combine Ingredients Merge

P_Hilight3

Border Inside Highlight

SUGGESTION: Same as P_ImageBorderOuter

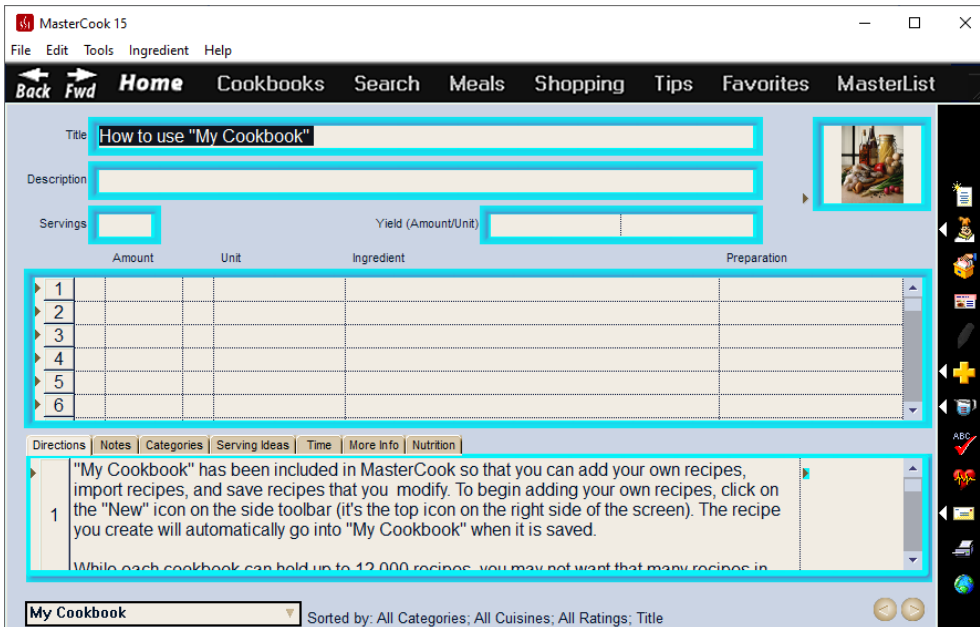
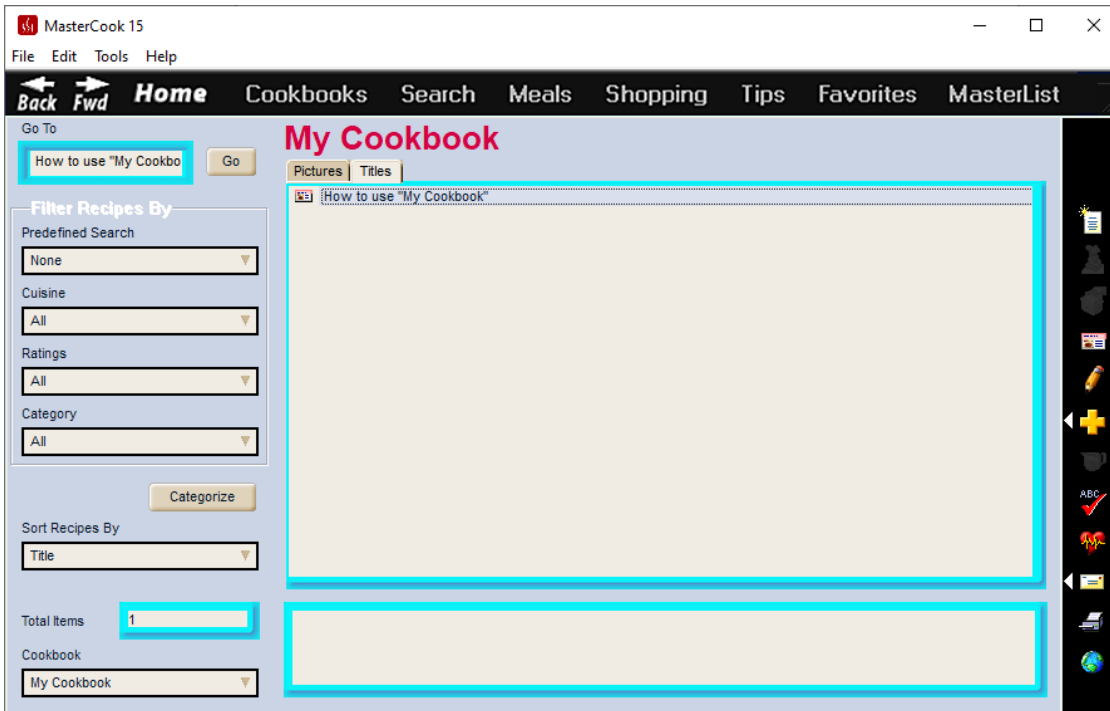
Outer lines of Cookbooks screen and recipe edit



P_ImageBorderFace

Uses Mihir's code

SUGGESTION: 20% lighter color of P_Background1



MasterCook 15

File Edit Tools Ingredients Help

Back Fwd Home Cookbooks Search Meals Shopping Tips Favorites MasterList

Menus MealPlans

New

Title

Menu Portions

Display

October 2021

Su	Mo	Tu	We	Th	Fr	Sa
26	27	28	29	30	1	2
3	4	5	6	7	8	9
10	11	12	13	14	15	16
17	18	19	20	21	22	23
24	25	26	27	28	29	30
31	1	2	3	4	5	6

Display Calendar

Menu Notes

Course

MasterCook 15

File Edit Tools Help

Back Fwd Home Cookbooks Search Meals Shopping Tips Favorites MasterList

Shopping List Pantry

Current Shopping List:

Combine Shopping Lists:

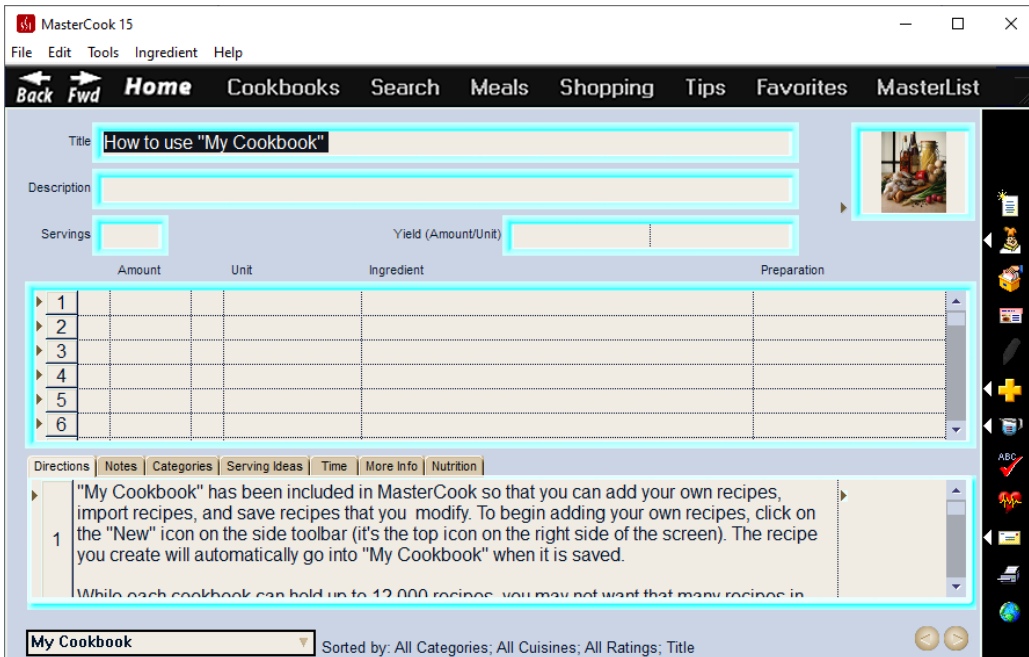
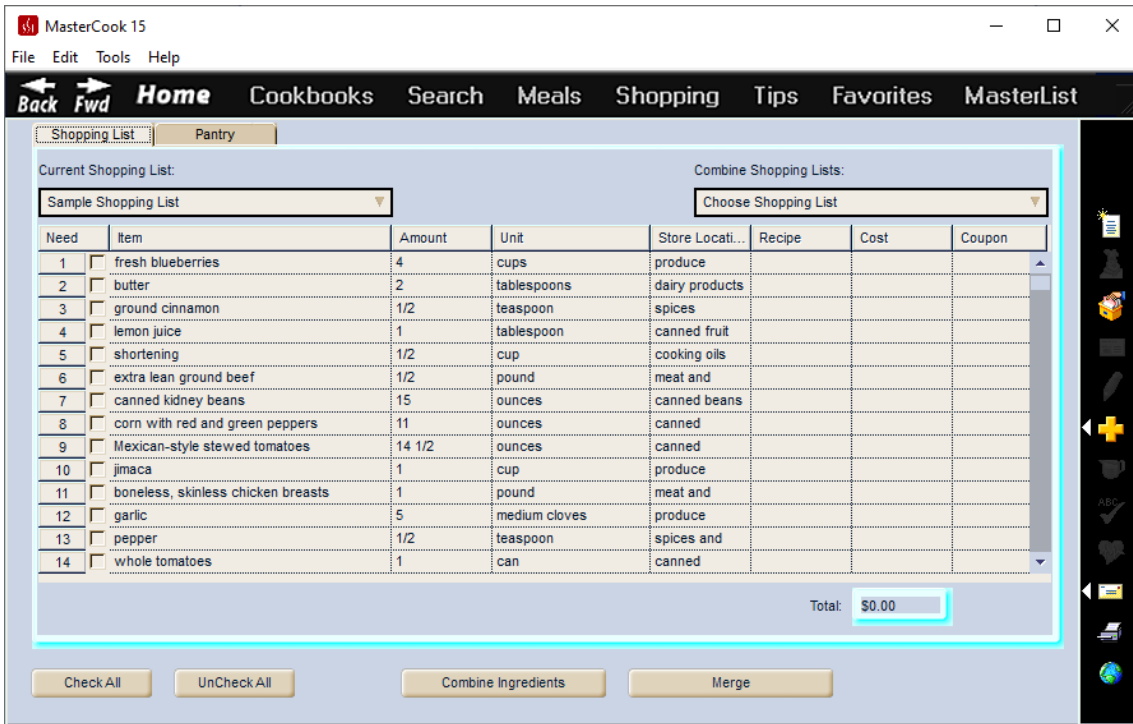
Need	Item	Amount	Unit	Store Locati...	Recipe	Cost	Coupon
1	<input type="checkbox"/> fresh blueberries	4	cups	produce			
2	<input type="checkbox"/> butter	2	tablespoons	dairy products			
3	<input type="checkbox"/> ground cinnamon	1/2	teaspoon	spices			
4	<input type="checkbox"/> lemon juice	1	tablespoon	canned fruit			
5	<input type="checkbox"/> shortening	1/2	cup	cooking oils			
6	<input type="checkbox"/> extra lean ground beef	1/2	pound	meat and			
7	<input type="checkbox"/> canned kidney beans	15	ounces	canned beans			
8	<input type="checkbox"/> corn with red and green peppers	11	ounces	canned			
9	<input type="checkbox"/> Mexican-style stewed tomatoes	14 1/2	ounces	canned			
10	<input type="checkbox"/> jimaca	1	cup	produce			
11	<input type="checkbox"/> boneless, skinless chicken breasts	1	pound	meat and			
12	<input type="checkbox"/> garlic	5	medium cloves	produce			
13	<input type="checkbox"/> pepper	1/2	teaspoon	spices and			
14	<input type="checkbox"/> whole tomatoes	1	can	canned			

Total:

P_ImageBorderOuter

Uses Mihir's code

SUGGESTION: 20% darker color of P_Background1



Nutrition per Serving

? X

Calories (kcal): 0
 % Calories from Fat: 0
 % Cal. from Carbohydrates: 0
 % Calories from Protein: 0
 Cost: 0.00

Recipes (or Ingredients):

Servings

How to use "My Cookbook"	1
--------------------------	---

Nutrition Facts/Percent Daily Values Per Serving

Total Fat (g):	0	0%	Zinc (mg):	0	0%
Saturated Fat (g):	0	0%	Vitamin C (mg):	0	0%
Monounsaturated (g):	0	0%	Vitamin A (IU):	0	0%
Polyunsaturated (g):	0	0%	Vitamin A (RE):	0	0%
Cholesterol (mg):	0	0%	Vitamin B6 (mg):	0	0%
Sodium (mg):	0	0%	Vitamin B12 (mcg):	0	0%
Potassium (mg):	0	0%	Thiamin B1 (mg):	0	0%
Total Carbohydrate (g):	0	0%	Riboflavin B2 (mg):	0	0%
Dietary Fiber (g):	0	0%	Folacin (mcg):	0	0%
Protein (g):	0	0%	Niacin (mg):	0	0%
Calcium (mg):	0	0%	Caffeine (mg):	0	N/A
Iron (mg):	0	0%	Alcohol (kcal):	0	N/A

Food Exchanges:

Starch/Bread	0	Vegetable	0	Non-Fat Milk	0	Other Carbo.	0
Lean Meat	0	Fruit	0	Fat	0		

OK

Print

%Daily Value Based On:

2000

Calories

P_Navbar

Navigation Bar Color

SUGGESTION: Leave black

The screenshot shows the MasterCook 15 application window. The title bar reads "MasterCook 15" with standard window controls. The menu bar includes "File", "Edit", "Tools", and "Help". The main navigation bar is black and contains buttons for "Back", "Fwd", "Home", "Cookbooks", "Search", "Meals", "Shopping", "Tips", "Favorites", and "MasterList". The "Shopping" button is highlighted in cyan. Below the navigation bar, there are tabs for "Shopping List" and "Pantry". The "Shopping List" tab is active, showing a "Current Shopping List" section with a dropdown menu set to "Sample Shopping List". To the right, there is a "Combine Shopping Lists:" section with a dropdown menu set to "Choose Shopping List". An orange arrow points from the "Combine Shopping Lists:" dropdown to the "Shopping" button in the navigation bar. The main area contains a table with 14 rows of items, each with a checkbox, item name, amount, unit, store location, recipe, cost, and coupon columns. At the bottom right of the table area, there is a "Total:" label and a text box containing "\$0.00". Below the table are four buttons: "Check All", "UnCheck All", "Combine Ingredients", and "Merge". On the right side of the window, there is a vertical toolbar with various icons, including a plus sign, a minus sign, and a globe icon.

Need	Item	Amount	Unit	Store Location	Recipe	Cost	Coupon
1	<input type="checkbox"/> fresh blueberries	4	cups	produce			
2	<input type="checkbox"/> butter	2	tablespoons	dairy products			
3	<input type="checkbox"/> ground cinnamon	1/2	teaspoon	spices			
4	<input type="checkbox"/> lemon juice	1	tablespoon	canned fruit and			
5	<input type="checkbox"/> shortening	1/2	cup	cooking oils			
6	<input type="checkbox"/> extra lean ground beef	1/2	pound	meat and			
7	<input type="checkbox"/> canned kidney beans	15	ounces	canned beans			
8	<input type="checkbox"/> corn with red and green peppers	11	ounces	canned			
9	<input type="checkbox"/> Mexican-style stewed tomatoes	14 1/2	ounces	canned			
10	<input type="checkbox"/> jimaca	1	cup	produce			
11	<input type="checkbox"/> boneless, skinless chicken breasts	1	pound	meat and			
12	<input type="checkbox"/> garlic	5	medium cloves	produce			
13	<input type="checkbox"/> pepper	1/2	teaspoon	spices and			
14	<input type="checkbox"/> whole tomatoes	1	can	canned			

P_NavBarButtonFace

Mihir's Code needed to integrate yet

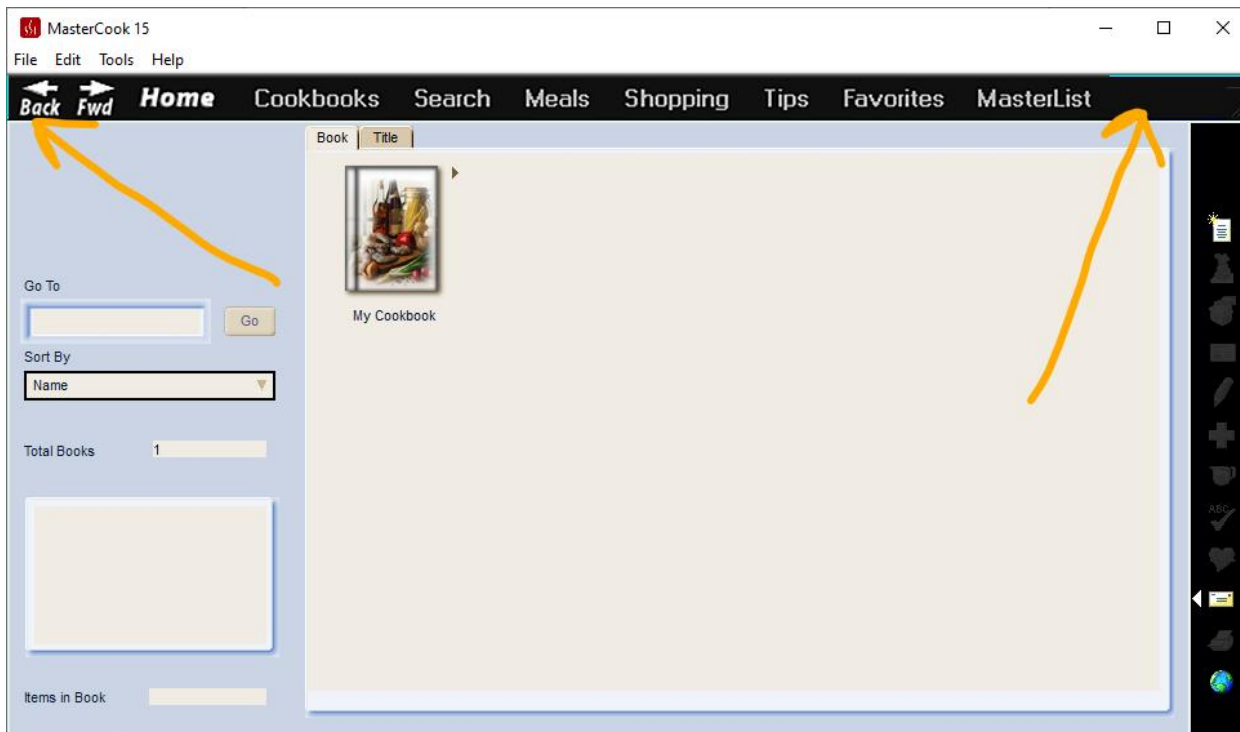
P_NavBarButtonOuter

Mihir's Code needed to integrate yet

P_NavbarTL

Navigation Bar Top Left Border

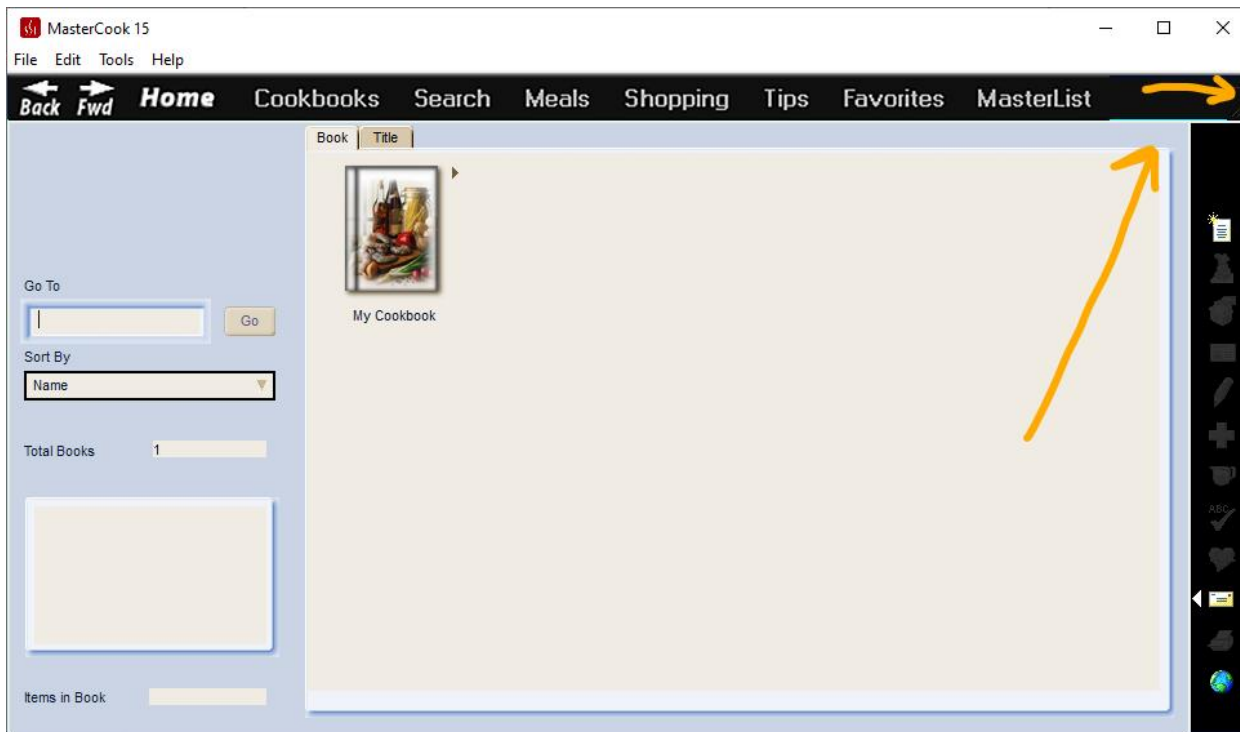
SUGGESTION: Leave black



P_NavbarBR

Navigation Bar Bottom Right Border

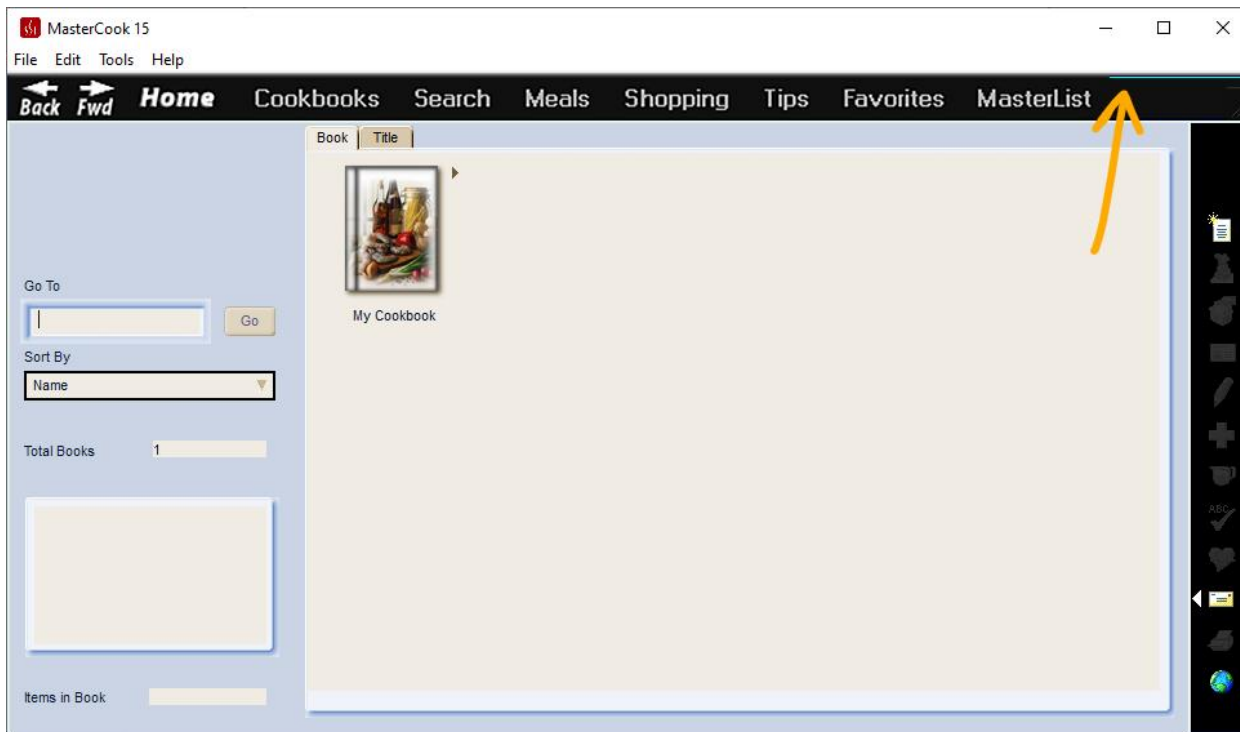
SUGGESTION: Leave black



P_NavbarTL1

Navigation Bar Top Left Border1

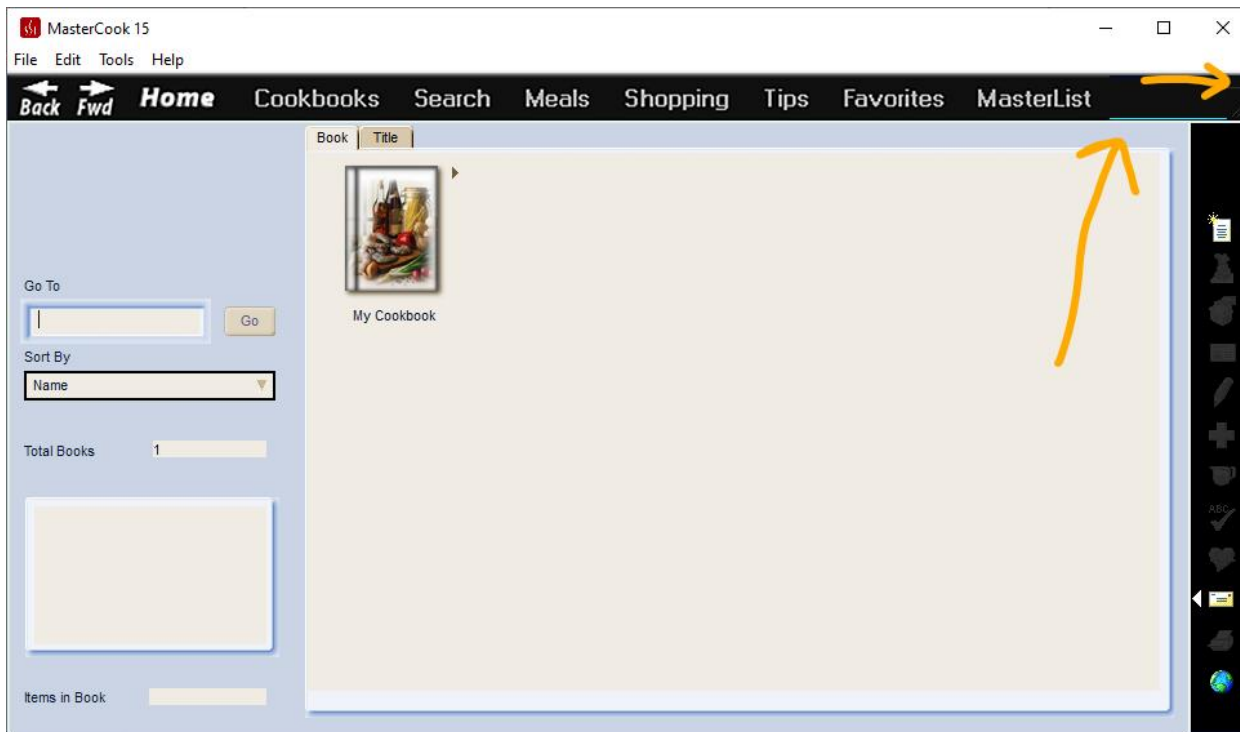
SUGGESTION: Leave black



P_NavbarBR1

Navigation Bar Bottom Right Border1

SUGGESTION: Leave black



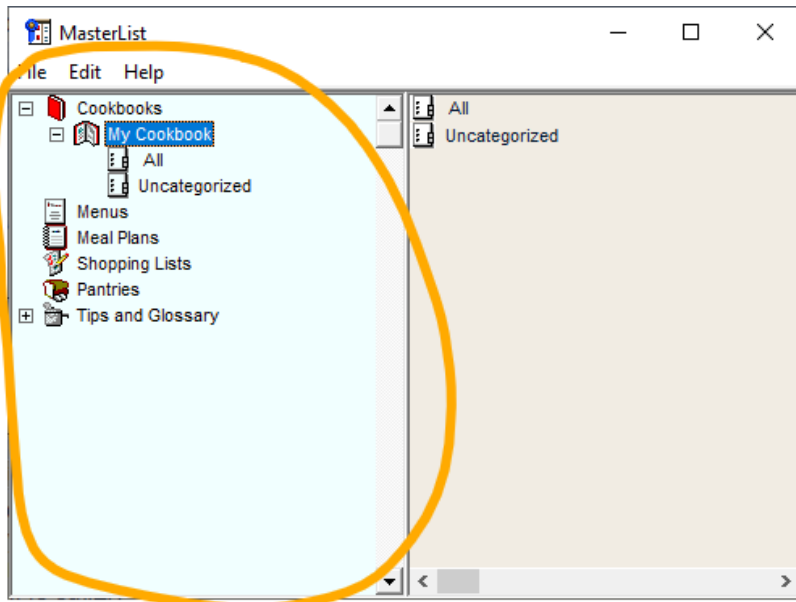
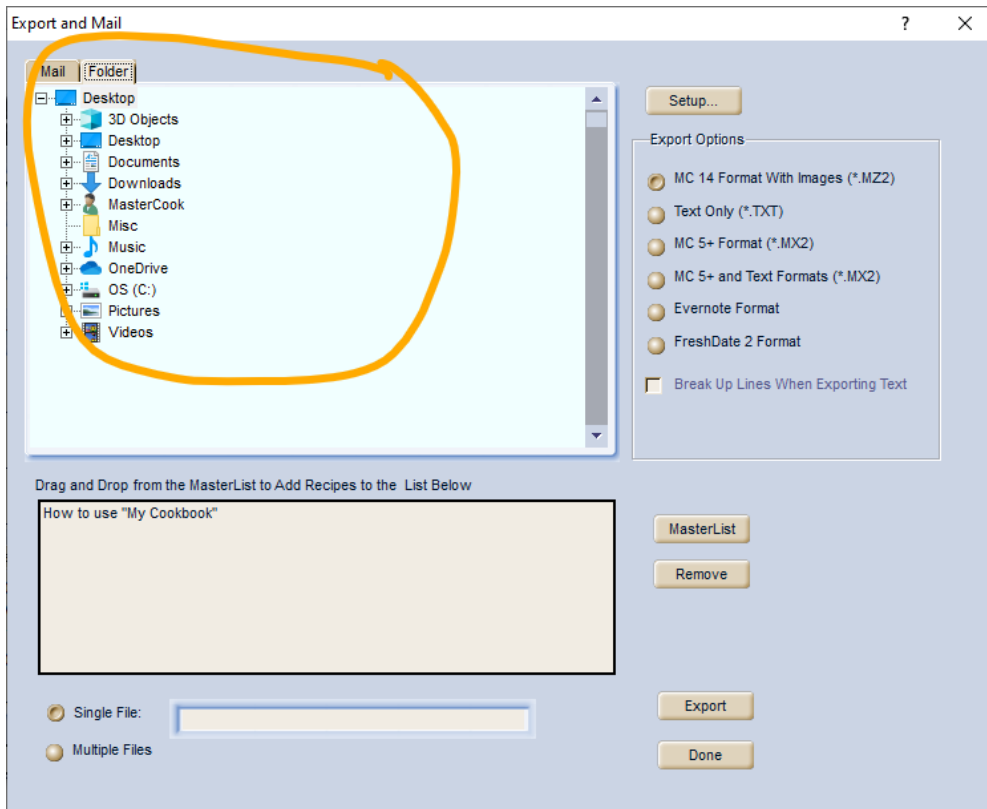
P_TreeCtrlBkBrush

Tree Control(while exporting,..) BkBrush

Not sure what this does. Looked in the Mail & Export window too. Nothing different.

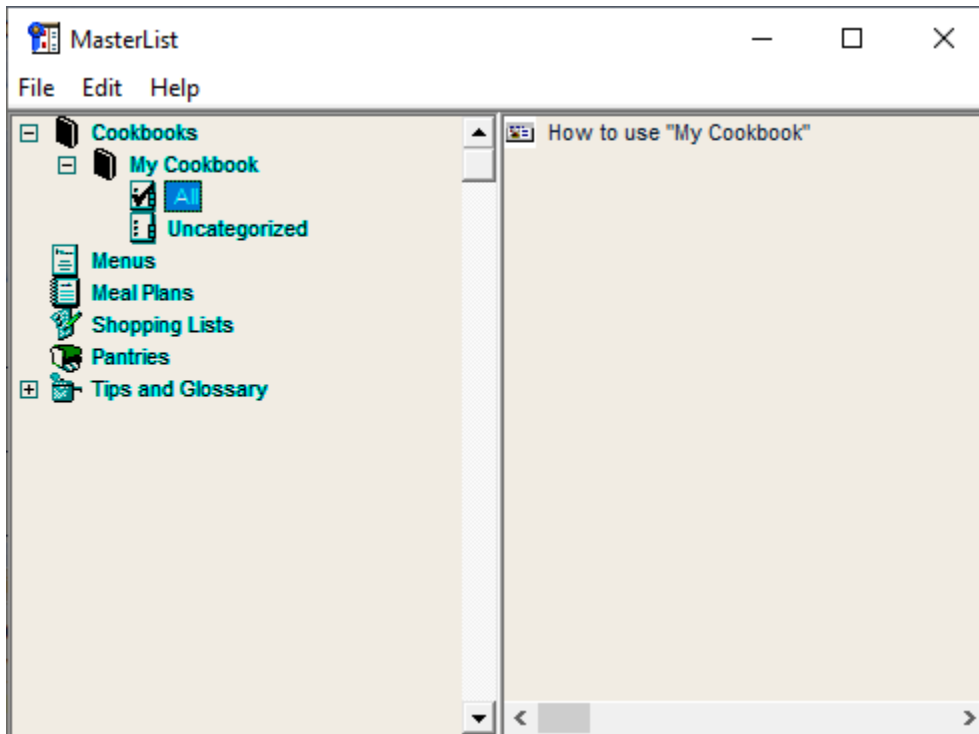
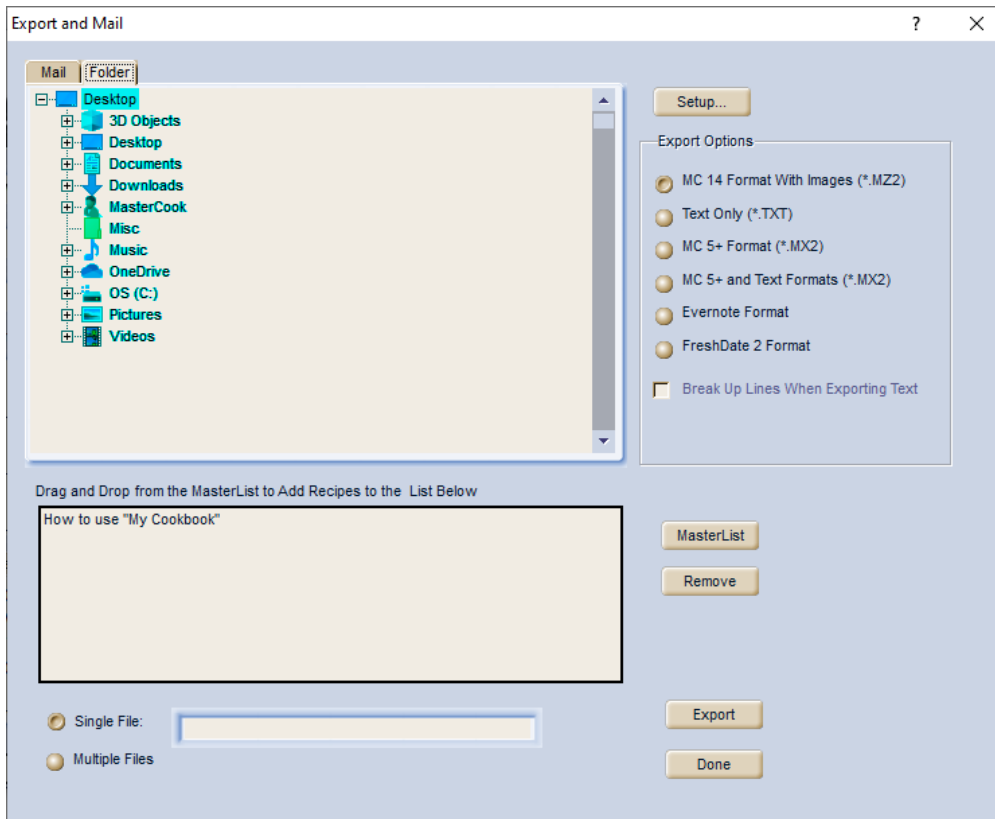
P_TreeBkColor

Tree Control(while exporting,..) BkColor



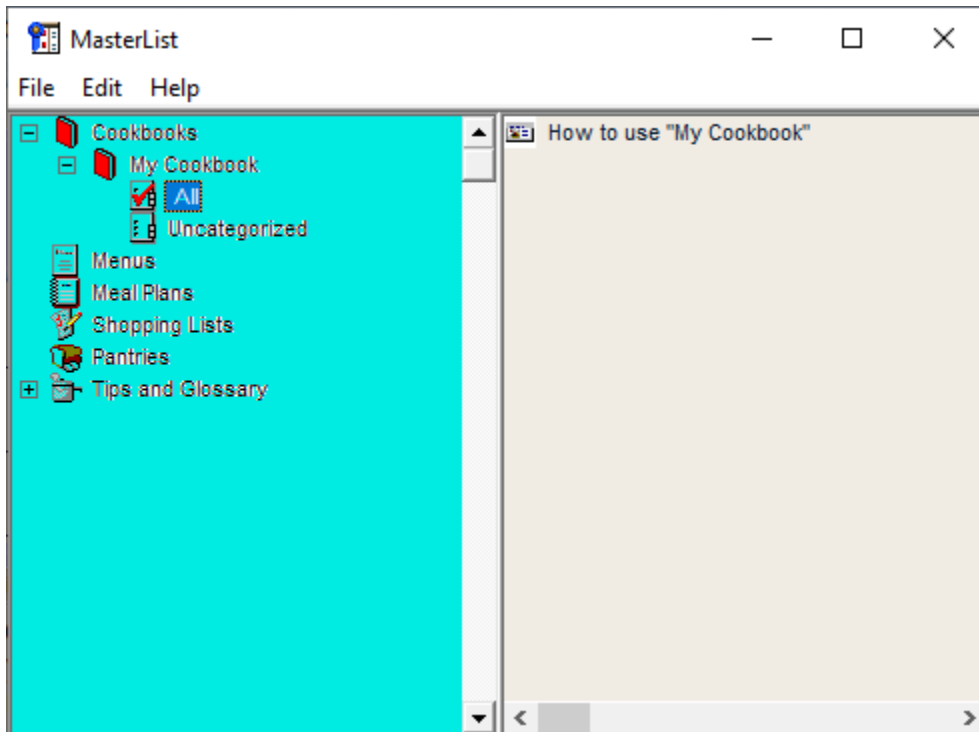
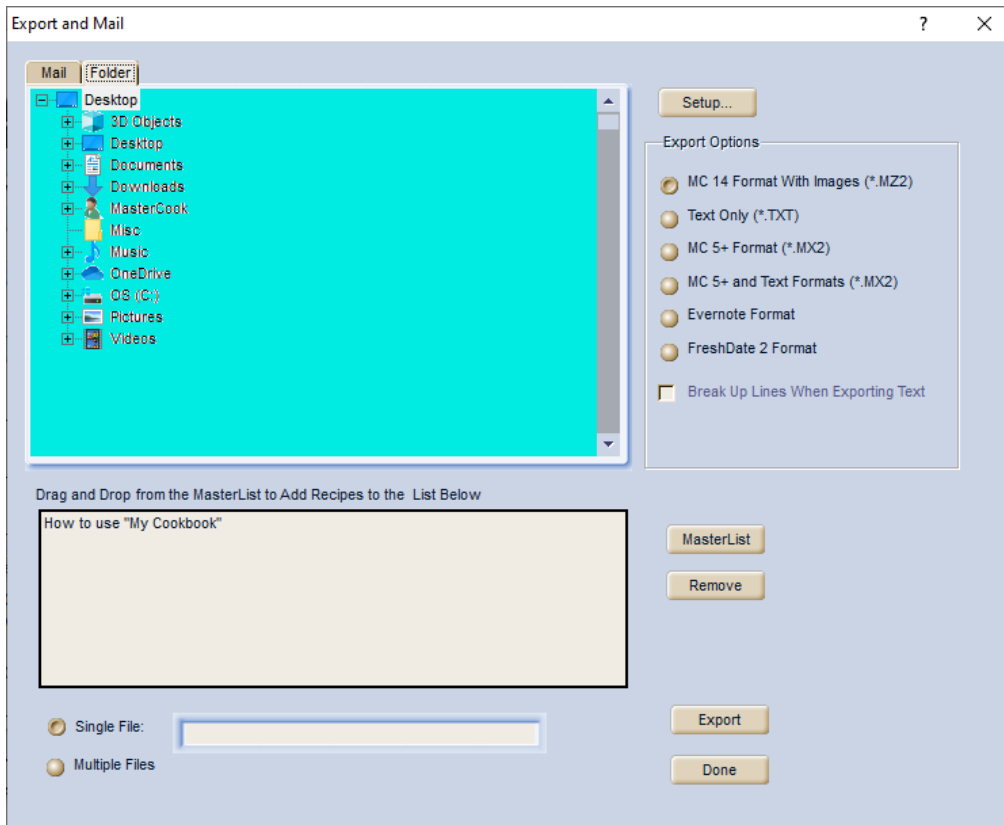
P_TreeBkTextColor

Tree Control(while exporting,...) BkText



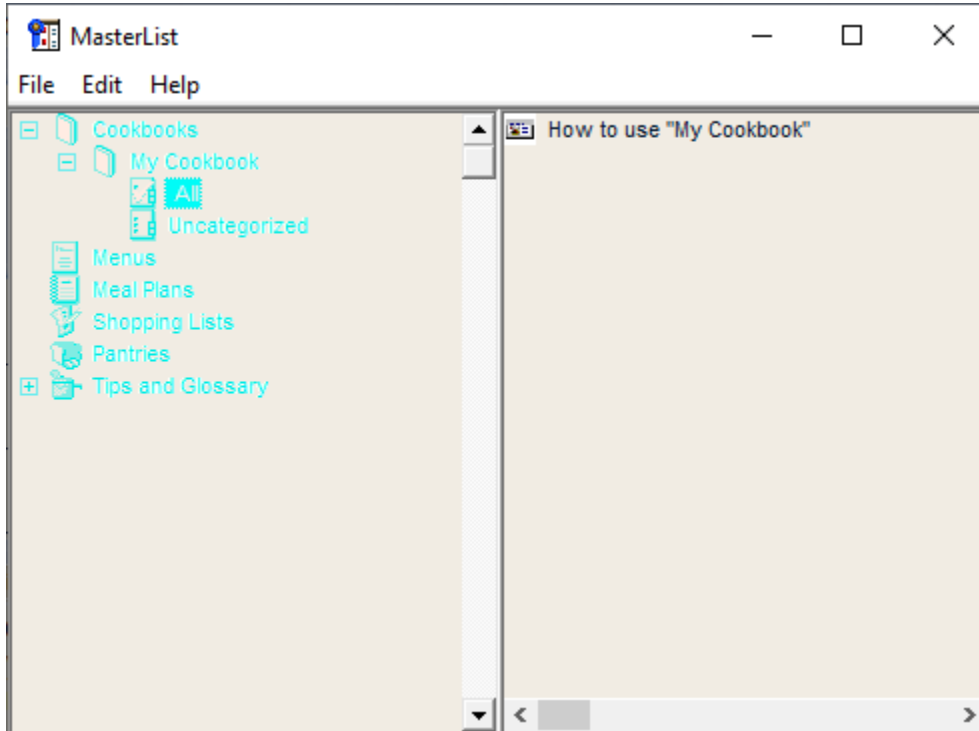
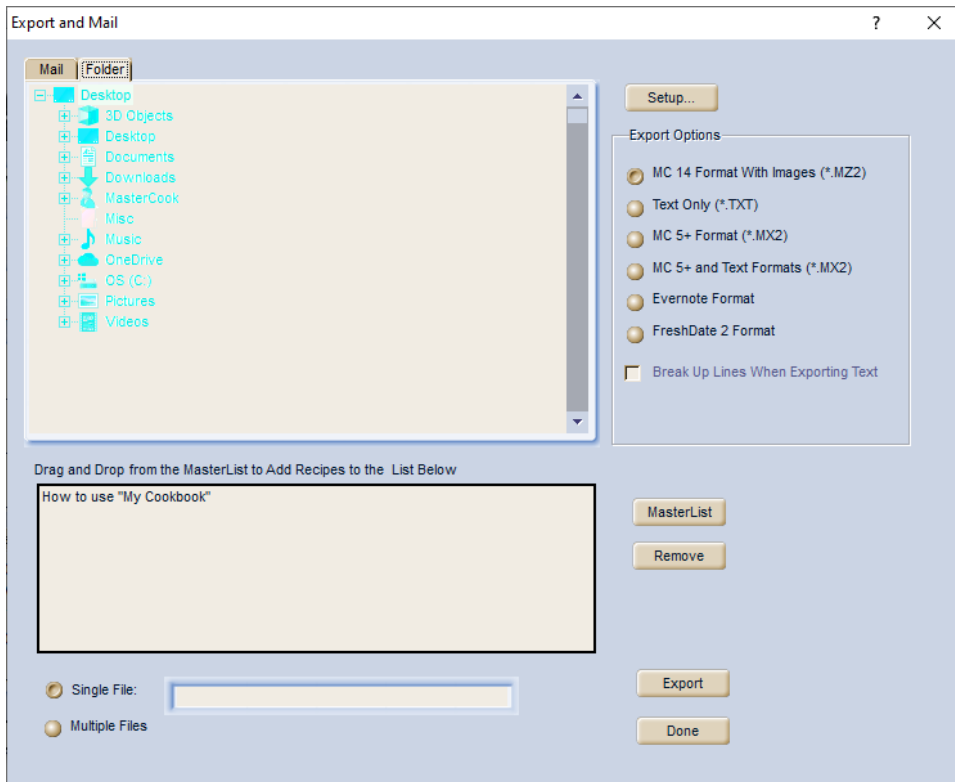
P_TreeFgColor

Tree Control(while exporting,..) FGColor



P_TreeFgTextColor

Tree Control(while exporting,...) FGText



P_CalBackground1

Calender Background

Don't see a change. Looked in calendar view too.

P_CalText1

Calender View Background Text

Don't see a change anywhere in the Meals section.

P_CalHeader1

Calendar Header

SUGGESTION: Same as P_TextBackground1

The screenshot displays the MasterCook 15 software interface. At the top, the window title is "MasterCook 15" with standard window controls. Below the title bar is a menu bar with "File", "Edit", "Tools", "Ingredients", and "Help". A navigation bar contains "Back", "Fwd", "Home", "Cookbooks", "Search", "Meals", "Shopping", "Tips", "Favorites", and "MasterList".

The main interface is divided into several sections:

- Left Panel:** Contains a "Menus" tab and a "MealPlans" tab. Under "MealPlans", there is a "New" section with a text input field containing "test". Below this are "Display" and "Add >>" buttons.
- Calendar Header:** Shows "October 2021" with navigation arrows.
- Main Calendar:** A large grid showing days of the week (Sunday to Saturday) and dates. The word "Breakfast" is entered in the cell for Friday, October 22nd.
- Bottom Left:** A smaller calendar view for "October 2021" with a "Display Calendar" button below it.
- Right Panel:** A vertical toolbar with various icons for editing and navigation.

Sunday	Monday	Tuesday	Wednesday	Thursday	Friday	Saturday
Sep 26	27	28	29	30	Oct 1	2
3	4	5	6	7	8	9
10	11	12	13	14	15	16
17	18	19	20	21	22	23
24	25	26	27	28	29	30
Oct 31	Nov 1	2	3	4	5	6

P_CalText2

SUGGESTION: Same color as P_Text2

Calendar Header Text

The screenshot shows the MasterCook 15 application window. The main interface features a navigation bar with 'Home', 'Cookbooks', 'Search', 'Meals', 'Shopping', 'Tips', 'Favorites', and 'MasterList'. Below this is a 'Menus | MealPlans' section with a 'New test' entry. The central part of the screen displays a calendar for October 2021. The calendar header, including the days of the week (Sunday through Saturday) and the dates, is highlighted with a yellow oval. A smaller calendar widget is visible in the bottom-left corner, also with its header highlighted. The text 'Breakfast' is visible in the calendar grid on Friday, October 22nd.

Sunday	Monday	Tuesday	Wednesday	Thursday	Friday	Saturday
Sep 26	27	28	29	30	Oct 1	2
3	4	5	6	7	8	9
10	11	12	13	14	15	16
17	18	19	20	21	22	23
24	25	26	27	28	29	30
Oct 31	Nov 1	2	3	4	5	6

P_CalMonth1

Calendar Month1

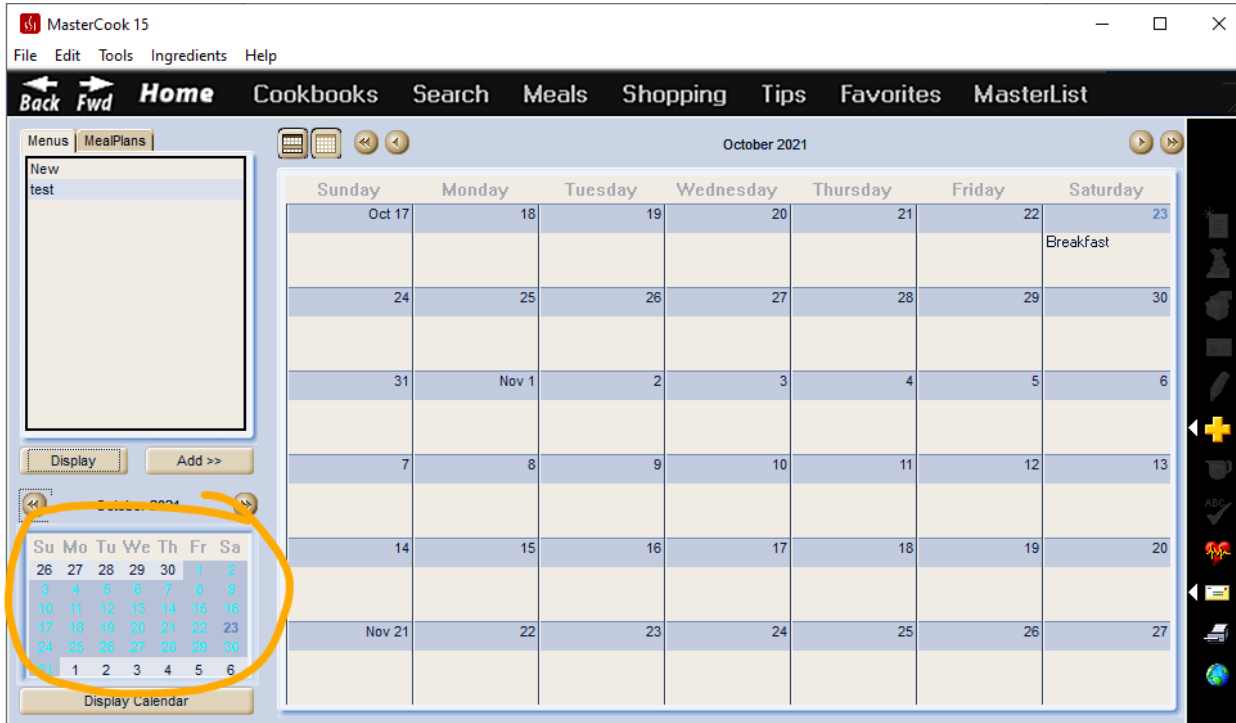
Don't see a change anywhere in the Meals section.

P_CalText3

SUGGESTION: Consider black

Calendar Month1 Text

Text of dates outside of current month in small calendar



The screenshot shows the MasterCook 15 application window. The main interface includes a menu bar (File, Edit, Tools, Ingredients, Help) and a navigation bar (Back, Fwd, Home, Cookbooks, Search, Meals, Shopping, Tips, Favorites, MasterList). The central area displays a calendar for October 2021. A small calendar widget is visible in the bottom-left corner, circled in red. This widget shows the days of the week (Su, Mo, Tu, We, Th, Fr, Sa) and dates from the previous month (September 26-30) and the next month (November 1-6). The main calendar grid shows dates from October 17 to November 27, with a 'Breakfast' event on October 23. The small calendar widget is used to illustrate the text of dates outside the current month.

Su	Mo	Tu	We	Th	Fr	Sa
26	27	28	29	30	1	2
3	4	5	6	7	8	9
10	11	12	13	14	15	16
17	18	19	20	21	22	23
24	25	26	27	28	29	30
1	2	3	4	5	6	

P_CalMonth2

Calender Month2

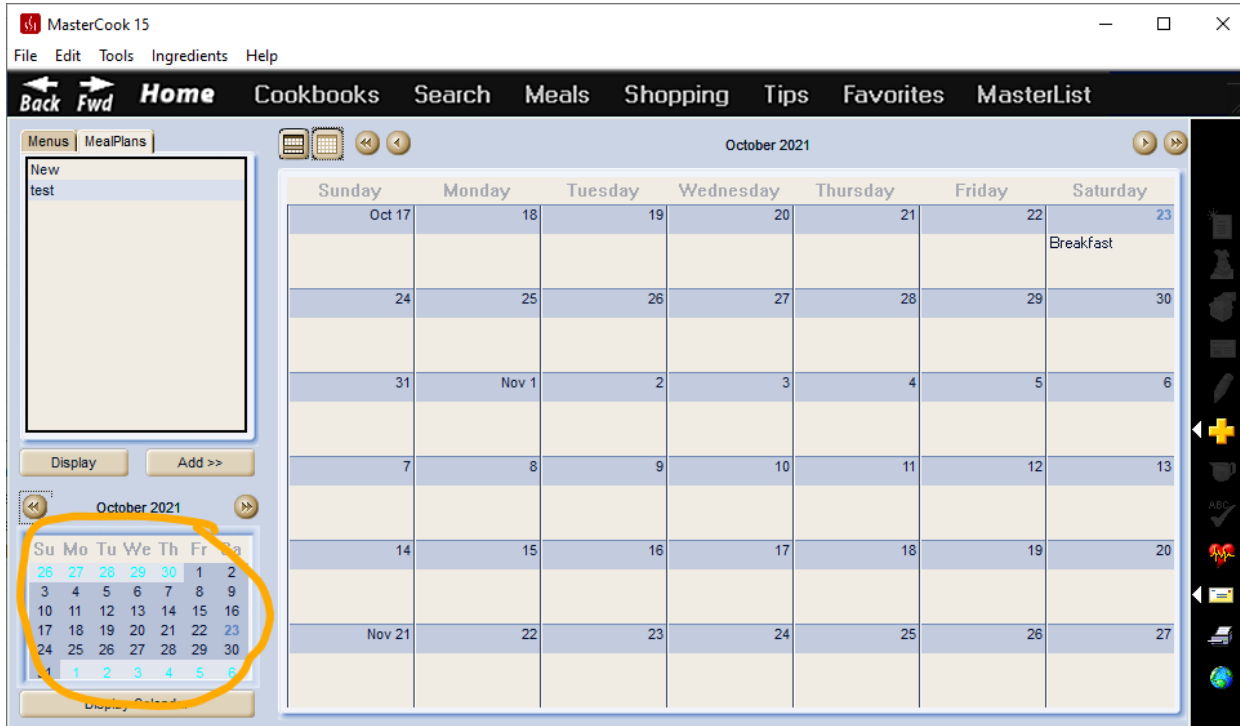
I don't see a change anywhere in the Meals section of the program.

P_CalText4

SUGGESTION: Same color as P_SBArrowHilite

Calendar Month2 Text

Date text on small calendar for current month



P_CalCurrent1

Calendar Current Month

I don't see a change anywhere in the Meals section.

P_CalText5

Calendar Current Month Text

I don't notice any changes anywhere in the Meals screen.

P_CalMonth1_2

SUGGESTION: Same color as P_CalBrushBand

Calendar Month1 Meals Dlg

months before & after current month in small calendar

The screenshot displays the MasterCook 15 application window. The title bar reads "MasterCook 15". The menu bar includes "File", "Edit", "Tools", "Ingredients", and "Help". The main toolbar contains "Back", "Fwd", "Home", "Cookbooks", "Search", "Meals", "Shopping", "Tips", "Favorites", and "MasterList".

The central area shows a calendar for "October 2021". The calendar is a grid with columns for "Sunday", "Monday", "Tuesday", "Wednesday", "Thursday", "Friday", and "Saturday". The dates are as follows:

Sunday	Monday	Tuesday	Wednesday	Thursday	Friday	Saturday
Sep 26	27	28	29	30	Oct 1	2
3	4	5	6	7	8	9
10	11	12	13	14	15	16
17	18	19	20	21	22	23 Breakfast
24	25	26	27	28	29	30
Oct 31	Nov 1	2	3	4	5	6

On the left side, there is a "Menus" panel with a "MealPlans" tab. Below it, there is a "New test" text area and buttons for "Display" and "Add >>". At the bottom left, there is a small calendar for "October 2021" with a "Display Calendar" button below it. The small calendar shows the following data:

Su	Mo	Tu	We	Th	Fr	Sa
26	27	28	29	30	1	2
3	4	5	6	7	8	9
10	11	12	13	14	15	16
17	18	19	20	21	22	23
24	25	26	27	28	29	30
31	1	2	3	4	5	6

The right side of the interface features a vertical toolbar with various icons, including a plus sign, a minus sign, and a globe icon.

P_CalMonth2_2

Calendar Month2 Meals Dlg

SUGGESTION: Same as P_ImageBorderOuter

The screenshot shows the MasterCook 15 application window. The title bar reads "MasterCook 15" with standard window controls. The menu bar includes "File", "Edit", "Tools", "Ingredients", and "Help". The main navigation bar contains "Back", "Fwd", "Home", "Cookbooks", "Search", "Meals", "Shopping", "Tips", "Favorites", and "MasterList".

The main interface is divided into several sections:

- Left Panel:** A "Menus" tab is active, showing a "New test" entry. Below it are "Display" and "Add >>" buttons.
- Calendar Overview:** A small calendar for "October 2021" is located at the bottom left, with a "Display Calendar" button below it.
- Main Calendar:** A large calendar grid for "October 2021" is the central focus. It shows days from Sunday to Saturday. The word "Breakfast" is entered in the cell for Friday, October 22nd.
- Right Panel:** A vertical toolbar contains various icons, including a plus sign, a magnifying glass, and a globe.

Sunday	Monday	Tuesday	Wednesday	Thursday	Friday	Saturday
Sep 26	27	28	29	30	Oct 1	2
3	4	5	6	7	8	9
10	11	12	13	14	15	16
17	18	19	20	21	22	23
24	25	26	27	28	29	30
Oct 31	Nov 1	2	3	4	5	6

P_CalHeader2

Calendar Header Simple Calendar Dlg

I don't notice any changes anywhere in the Meals section.

P_CalText6

Month1, month2, current Text Simple Calendar Dlg

I don't notice any changes anywhere in the Meals section.

P_CalMonth1_3

Calendar Month1 Simple Calendar Dlg

I don't notice any changes in the Meals section.

P_CalMonth2_3

Calendar Month2 Simple Calendar Dlg

I don't find any changes in the Meals section of the program.

P_CalCurrent2

Calendar Current Month Simple Calendar Dlg

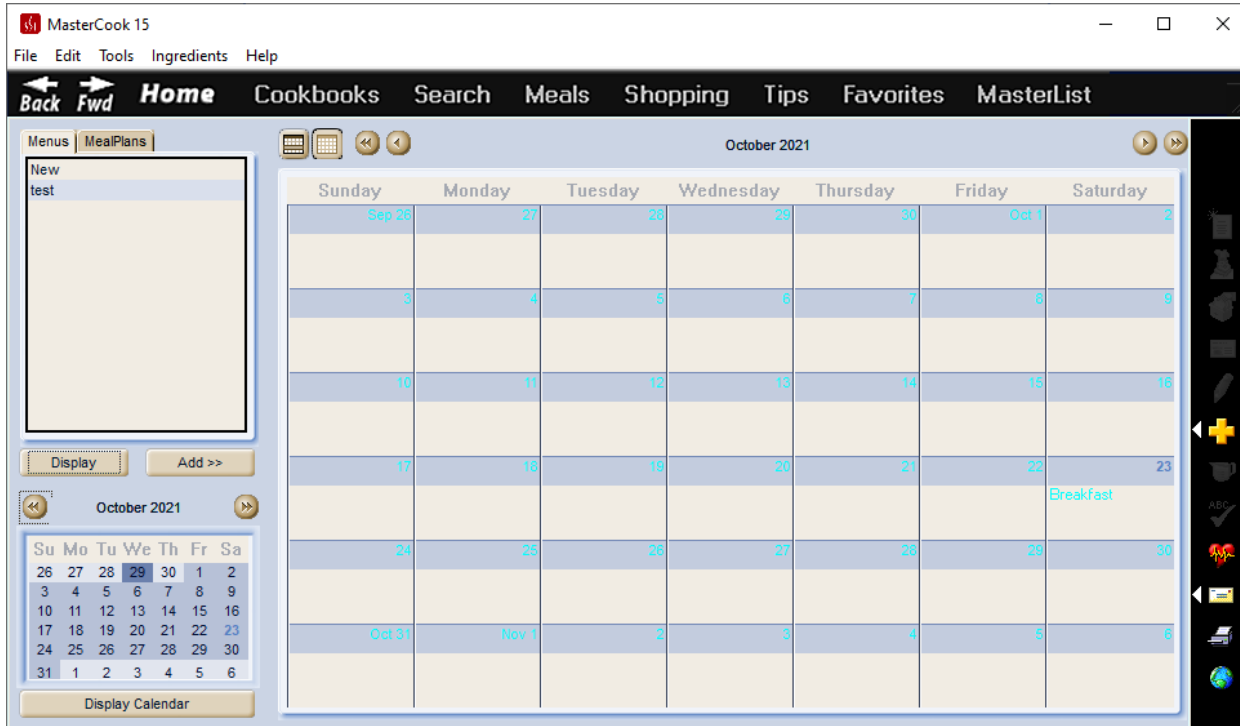
I don't see any changes in the Meals section of the program.

P_CalDateText

SUGGESTION: Same color as P_SBArrowHilite

Calendar View Date Text

Date text on monthly calendar

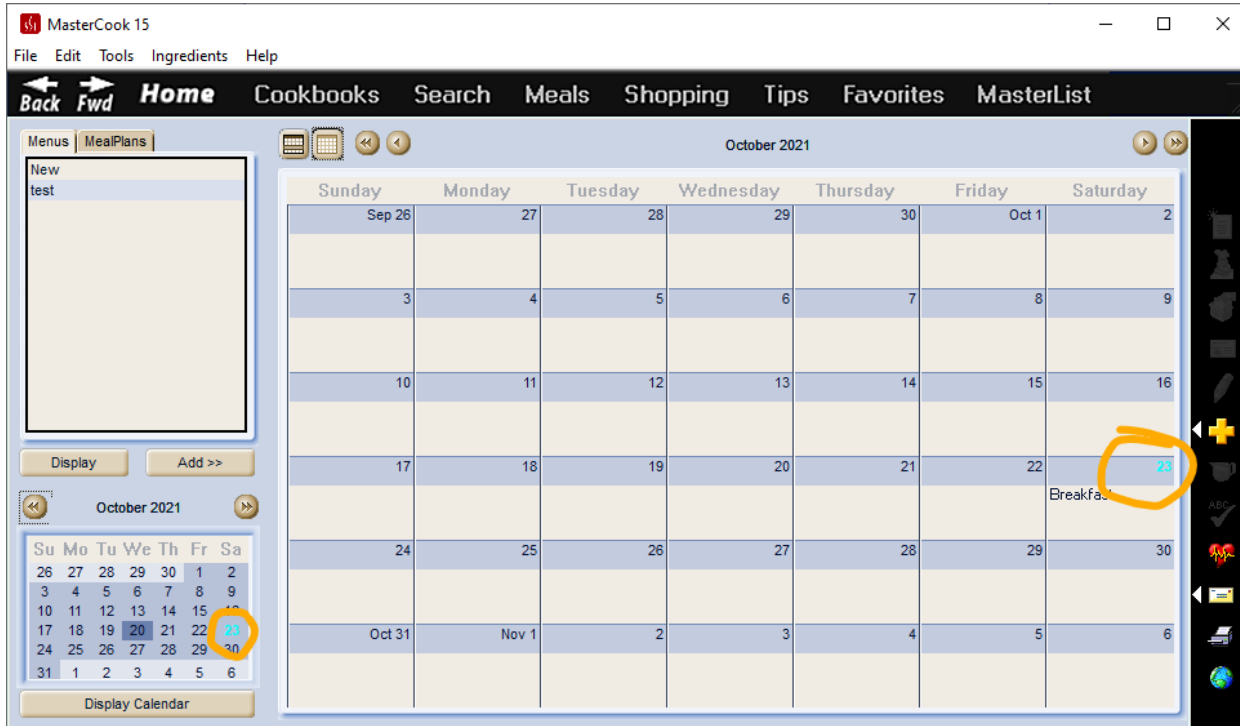


P_CalDateText2

SUGGESTION: Consider black

Calendar View Today Date Text

Text of today's date in small calendar



P_CalDateColor

SUGGESTION: Same color as P_SBTrack

Calendar Date Color

Changes the shadow color of text of the date in the selected large month calendar

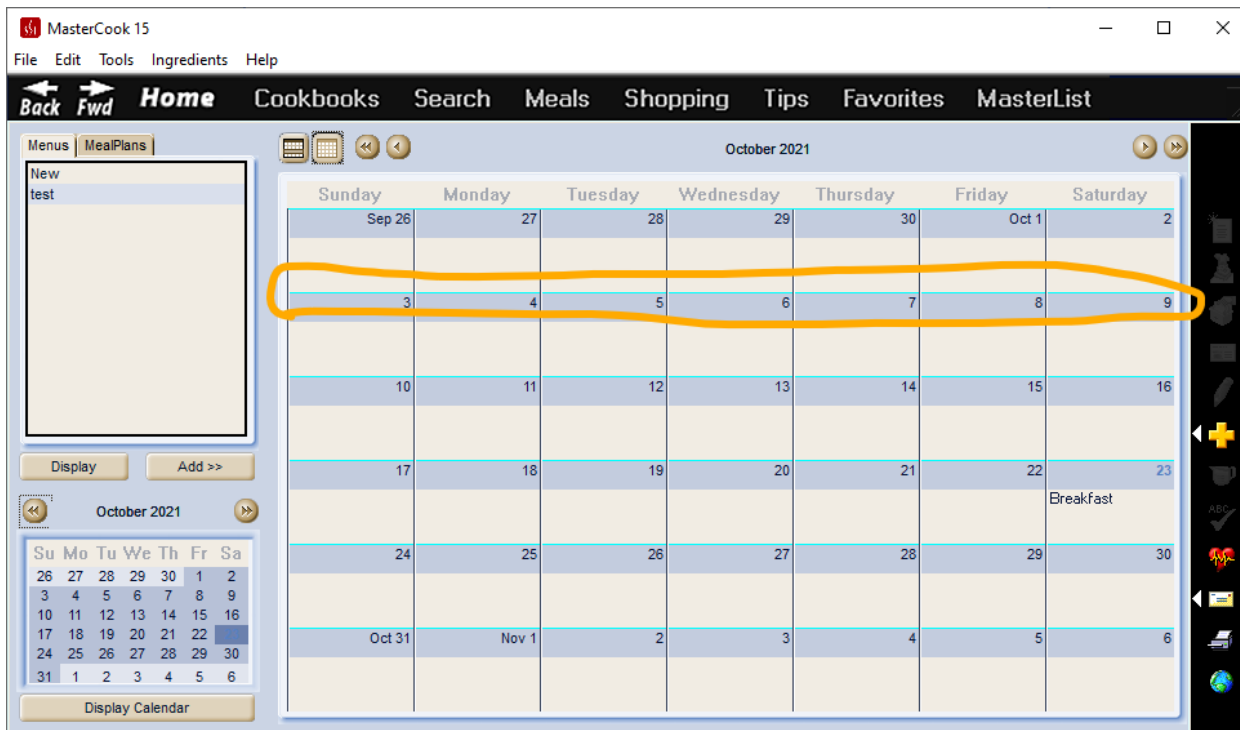
day	Wednesday	Thur
2	3	
9	10	
16	17	

day	Wednesday	Thu
2	3	
9	10	
16	17	

P_CalpenHorz

SUGGESTION: Same color as P_SBArrowHilite

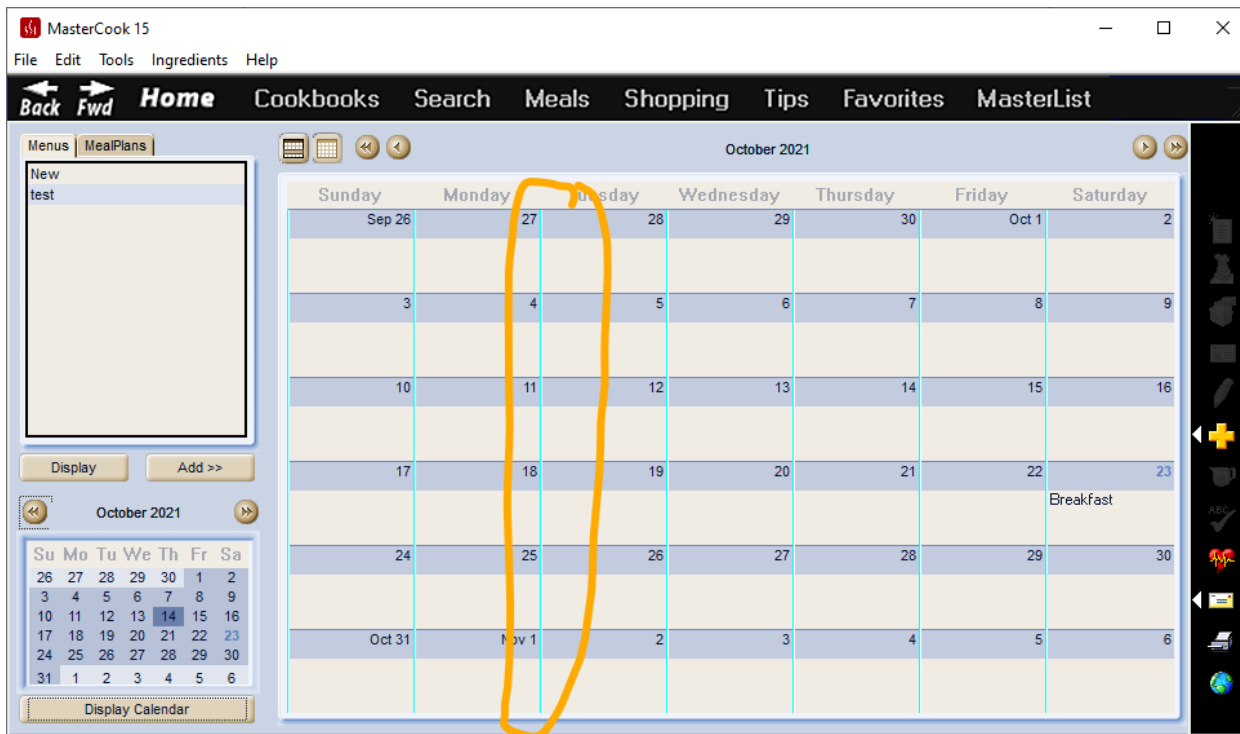
Horizontal lines on monthly calendar



P_CalpenVert

SUGGESTION: Same color as P_SBArrowHilite

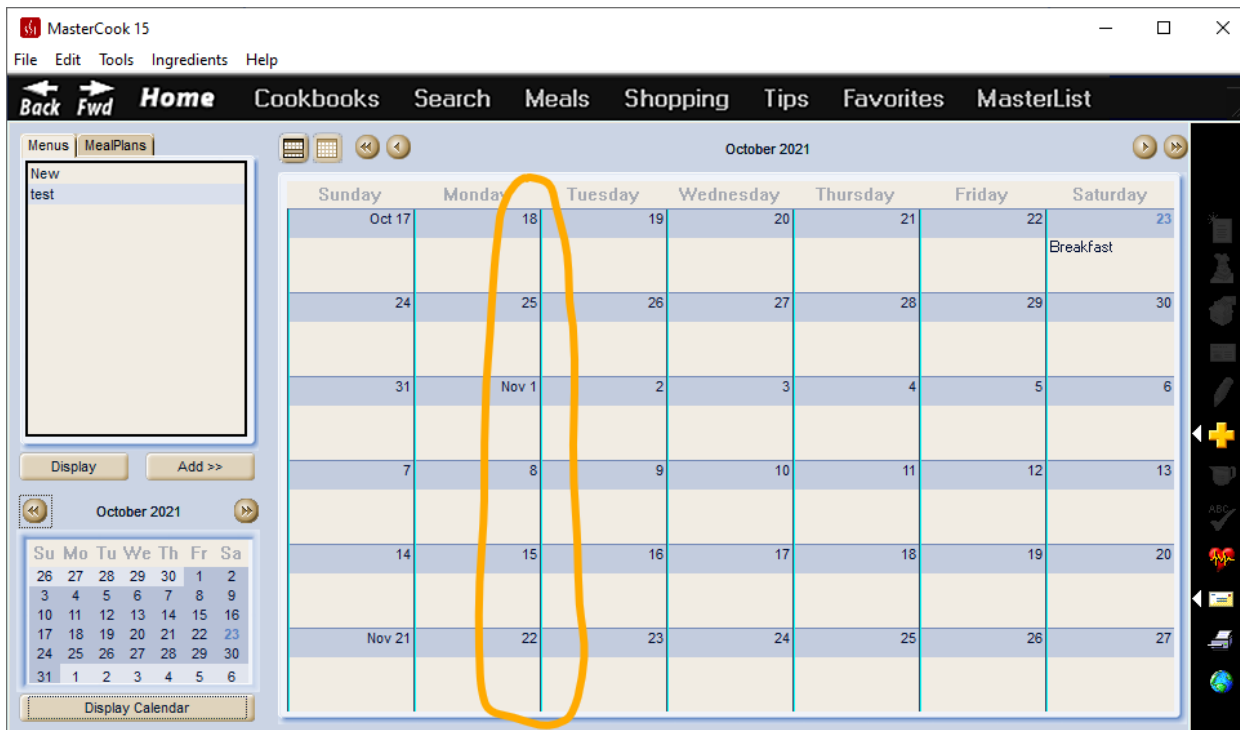
Vertical lines on monthly calendar



P_CalpenWhite

SUGGESTION: Same color as P_SBArrowHilite

Vertical lines on monthly calendar (makes them wider)



P_CalpenSelBox

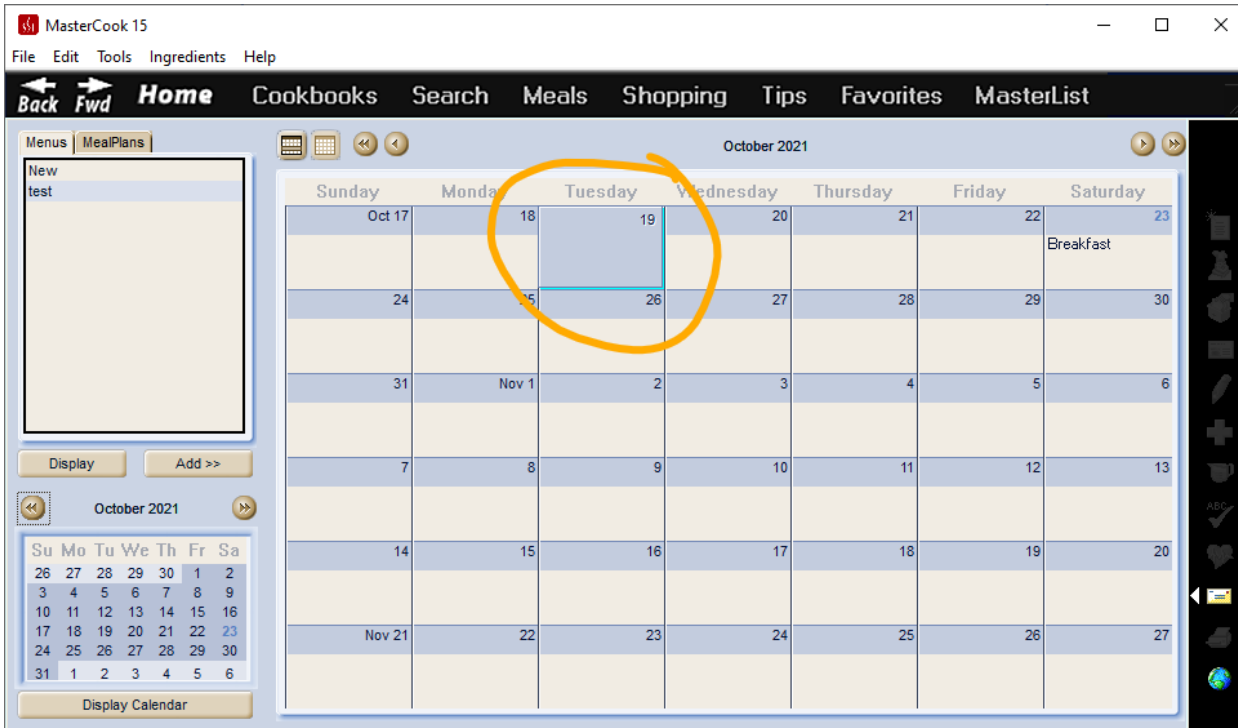
The screenshot shows the MasterCook 15 software interface. At the top, there is a menu bar with 'File', 'Edit', 'Tools', 'Ingredients', and 'Help'. Below the menu bar is a navigation bar with 'Back', 'Fwd', 'Home', 'Cookbooks', 'Search', 'Meals', 'Shopping', 'Tips', 'Favorites', and 'MasterList'. The main area is divided into two sections: 'Menus' and 'MealPlans'. The 'MealPlans' section is active, showing a calendar for October 2021. The calendar is a grid with columns for days of the week and rows for dates. The date October 19th is highlighted with a blue border and a yellow circle. The text 'Breakfast' is visible in the Saturday column for the week of October 17th. A vertical toolbar on the right side of the calendar contains various icons for editing and navigation. At the bottom left, there is a 'Display Calendar' button.

Sunday	Monday	Tuesday	Wednesday	Thursday	Friday	Saturday
Oct 17	18	19	20	21	22	23 Breakfast
24	25	26	27	28	29	30
31	Nov 1	2	3	4	5	6
7	8	9	10	11	12	13
14	15	16	17	18	19	20
Nov 21	22	23	24	25	26	27

P_CalpenSelBoxShadow

SUGGESTION: Same color as P_SBThumb

Shadow outline of select month box in month calendar view



P_CalPenBox

I don't see any changes in the Meals section of the program.

P_CalPenBoxShadow

I don't see any changes to the Meals section of the program.

P_CalBrushBox

SUGGESTION: Same as P_ImageBorderOuter

The screenshot shows the MasterCook 15 application window. The title bar reads "MasterCook 15" with standard window controls. The menu bar includes "File", "Edit", "Tools", "Ingredients", and "Help". Below the menu bar is a navigation bar with buttons for "Back", "Fwd", "Home", "Cookbooks", "Search", "Meals", "Shopping", "Tips", "Favorites", and "MasterList".

The main interface is divided into several sections:

- MealPlans Section:** Located on the left, it has a "New" button and a text area containing "test". Below this are "Display" and "Add >>" buttons.
- Calendar Section:** The central part of the window displays a calendar for "October 2021". The calendar grid shows days from Sunday to Saturday. The dates are highlighted in light blue. Meal entries are visible: "Dinner" on Thursday, October 21st, and "Breakfast" on Saturday, October 23rd.
- Navigation and Tools:** On the right side of the calendar, there is a vertical toolbar with various icons, including a yellow plus sign, a magnifying glass, and a globe.
- Summary Calendar:** At the bottom left, there is a small summary calendar for "October 2021" with a "Display Calendar" button below it.

P_CalBrushBand

SUGGESTION: A sweetspot color

Fill color of calendar days



P_Text3

Recipe Title Text

Didn't notice any changes anywhere.

P_Text4

List Cntrl Text

Didn't notice a change anywhere.

P_Background3

Menu Background

Didn't notice a change anywhere.

P_ProgressbarNoFill

Progress Bar

Didn't notice a change anywhere.

P_ProgressbarFill

Progress Bar

Didn't notice any changes.

P_SliderCtrlBrush

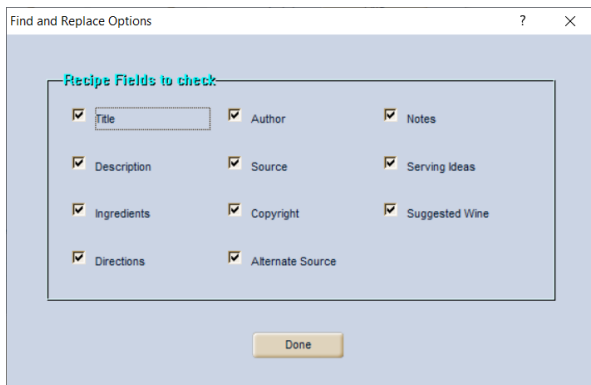
Slider Control Brush

Didn't notice any changes. Perhaps check ML?

P_Hilght4

Color text Highlight

Text in Find and Replace Options window



P_MasterListlstImages

Master List Images

Didn't notice any changes in the MasterList.

P_Shadow3

Color Shadow

Didn't notice any changes.

P_Border

popup rect

Didn't notice any changes.

P_PopupCol

Popup Col

Didn't notice any changes. (Perhaps check popup menu colors)

P_PopupColHighlighted

PopupCol Highlighted

Didn't notice any changes.

P_wnd1

SplitterWnd Borders

Didn't notice any changes.

P_Border3

SplitterWnd Borders

Didn't notice any changes.

P_Border4

SplitterWnd Borders

Didn't notice any changes.

P_Border5

SplitterWnd Borders

Didn't notice any changes.

P_Border6

SplitterWnd Borders

Didn't notice any changes.

P_Border7

SplitterWnd Borders

Didn't notice any changes.

P_Border8

SplitterWnd Borders

Didn't notice any changes.

P_Hilight5

SplitterWnd Borders

Didn't notice any changes.

P_Background4

SplitterWnd Borders

Didn't notice any changes.